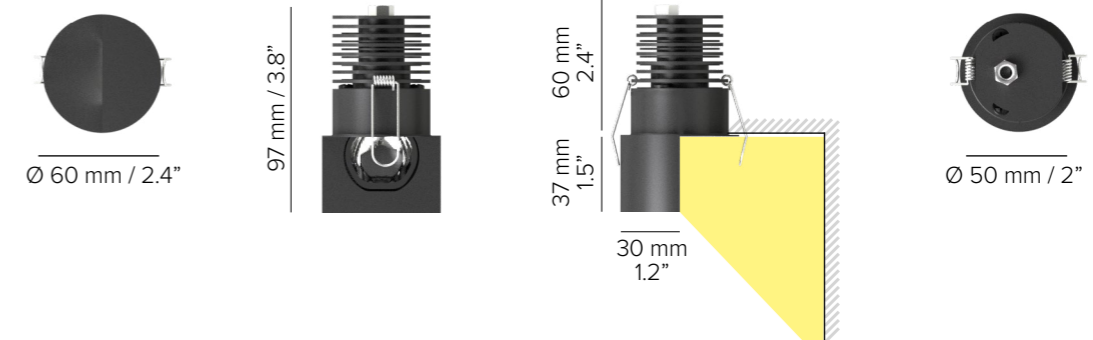


OKKIO 60 WW

SPECIFICATIONS



base code	65307
typology	Semi-recessed ceiling mounting glare free wallwasher
mounting	In plasterboard using springs (included) or using mounting frame (code 69551) to be separately ordered as accessory
diameter	60 mm / 2.4"
height	97 mm / 3.8"
required depth	70 mm / 2.8"
ceiling cut out	52 mm / 2.1" if mounting with springs. 75 mm / 3" if mounting with mounting frame code 69551 (US market only)
construction	Fixture and mounting frame: turning and milling aluminum. Reflector: polycarbonate
finishes	Powder coated
ingress protection	IP20. North America: dry location
lamp type	LED array on printed circuit board. Remote power supply not included
lamp wattage	10W at 24V DC
delivered lumens	620lm
lumen maintenance	50.000h L90
beam	Pure wallwasher: 5° - 75° towards the wall
kelvin	2200K CRI80, 2200K CRI90, 2700K CRI93, 3000K CRI93 and 4000K CRI93 / 3 step MacAdam ellipse
special features	Reverse Polarity Protection. Thermal Sensor. Safe Wiring. Two Wires Dimming. Thanks to the design of the reflector, the luminaire offers longitudinal cut-off and delivers homogeneous light from the upper edge of the wall to the floor with no visible dark zones
control protocols	0-10V, DMX or DALI
certifications	CE, ETL listed (certified to UL 2108, CSA C22.2)



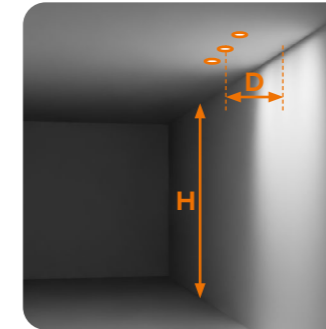
OKKIO 60 WW

INSTALLATION GUIDE

FOR A GOOD UNIFORMITY OF LIGHT ON THE WALL, FOLLOW THESE RULES:


1

The **distance from the wall D** shall be $H / 5$




2

The **spacing between luminaires S** shall be $D \times 0,8$



Example

H	3 m / 9'1"
D	$H / 5 = 0,6 \text{ m} / 24"$
S	$D \times 0,8 = 0,5 \text{ m} / 20"$



WALLWASHER OPTIONS

FOR DIFFERENT CEILING HEIGHTS




ATRIA 90 WW
8W, 470lm delivered

SEE PAGE 459



INSIDE 75 WW
8W, 470lm delivered

SEE PAGE 395



NO VISIBLE DARK ZONES
AND
LONGITUDINAL GLARE CONTROL

Since every project is different, use this installation guide as a starting point for your lighting design. To further test the desired effect on your project, use the **photometric files** available on B LIGHT's website.


OKKIO 60 WW

ORDER CODE

BASE CODE

65307

A . POWER SUPPLY

- 9 24V DC power supply NOT included
- R  listed 24V DC power supply NOT included

B . KELVIN

- 4 4000K CRI93
- 5 3000K CRI93
- 8 2700K CRI93
- D 2200K CRI90 *NORTH AMERICA ONLY*
- I 2200K CRI80

C . BEAM

- W wallwasher 

Example: BASE CODE **65307** A B C D E **9 8 W 6 A** = **65307-98W6A**

D . FINISHES

- 2 black RAL 9005 

- 6 white RAL 9003 

E . OTHER


- A plasterboard mounting

- B with mounting frame¹ code 69551 to be separately ordered


¹Available for North America only

ACCESSORIES

REQUIRED ACCESSORIES - NOT INCLUDED

	code	output power	input voltage / frequency		IP	dimensions mm
Power supply 24V DC*, ON/OFF ambient temperature up to 60° C	69061	40W	90-305V	47-63Hz	IP67	L171xW62xH37
	69062	60W	90-305V	50-60Hz	IP67	L171xW62xH37
	69063	100W	90-305V	50-60Hz	IP67	L220xW68xH39
Power supply 24V DC*, DALI	69220	120W	90-305V	47-63Hz	IP65	L191xW63xH38
Power supply 24V DC*, 0-10V	69215	60W	90-305V	47-63Hz	IP65	L150xW53xH35
Class 2 power supply 24V DC*  listed	Consult B LIGHT North America Lighting Group Network T: 212.775.6363 E: info@lightinggroupnetwork.com					

OPTIONAL ACCESSORIES

	code	description	dimensions mm
	69551	mounting frame for US market	Ø65xH30

EXCELLENT VERTICAL UNIFORMITY:
LIGHT IS CONVEYED PRECISELY TOWARDS THE WALL
FROM THE UPPER EDGE TO THE LOWER EDGE

*To choose the power supply, always add a spare 20% as safety margin.
See pag 519 for cable size and max wiring distance from power supply to last connected luminaire