
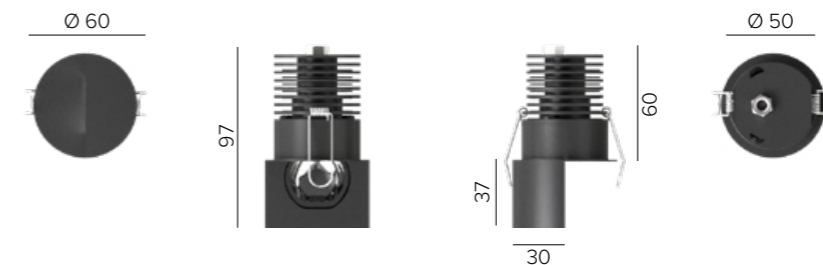


OKKIO 60 WW



SPECIFICATIONS

base code	65307
typology	Semi-recessed ceiling mounting glare free wallwasher
mounting	In plasterboard using springs (included) or using mounting frame (code 69551) to be separately ordered as accessory
diameter	60 mm / 2.36"
height	97 mm / 3.82"
required depth	70 mm / 2.76"
ceiling cut out	52 mm / 2.05" if mounting with springs. 75 mm / 2.95" if mounting with mounting frame code 69551 (US market only)
construction	Fixture and mounting frame: turning and milling aluminum. Lens: Polycarbonate
finishes	Powder coated
ingress protection	IP20. North America dry location
lamp type	LED array on printed circuit board. Remote power supply not included
lamp wattage	10W at 48V DC
lamp lumens	1000lm
delivered lumens	620lm
lumen maintenance	50.000h L90
beam	Asymmetrical reflector: 5° - 90° towards the wall
kelvin	2200K CRI80, 2700K CRI93, 3000K CRI93 and 4000K CRI93 / 3 step MacAdam ellipse
special features	48V DC: unpolarized electronic system. 24V DC: reverse polarity protection. Thermal Sensor - Safe wiring - Two wires dimming. Designed with an asymmetrical reflector offers longitudinal cut-off and delivers glare free homogeneous light from the upper edge of the wall with no visible dark zones
dimming options	Push button, potentiometer, 0-10V, DALI, DMX, KNX. Dimming options depend on power supply and additional control units to be separately ordered as accessories
listings	CE, ETL listed for dry location



OKKIO 60 WW

POSITIONING GUIDE

Because every lighting project is different, use the guide below as a starting point for your lighting design.

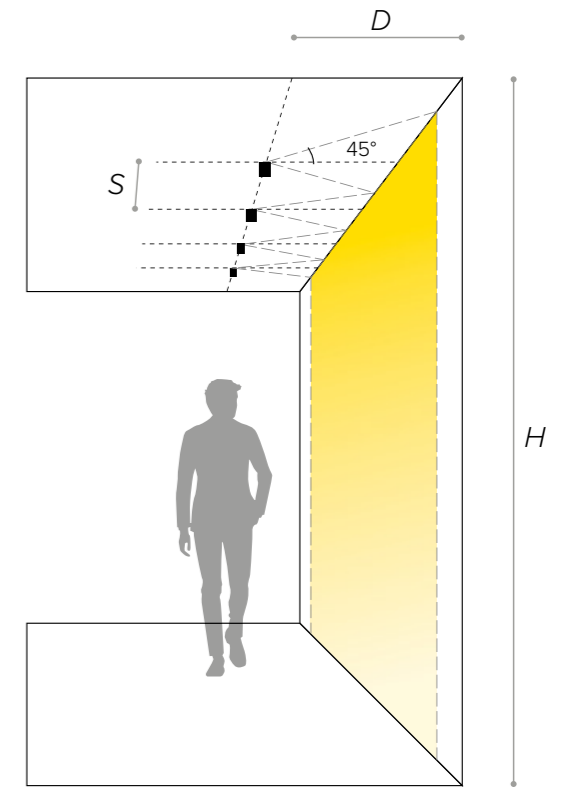
To further test the desired effect on your project, use the **photometric files** available on B LIGHT's website.

$$S = H / 5$$

$$D = S \times 1,25$$

Example

H	2500 mm / 98"	S	500 mm / 20"	D	630 mm / 25"
H	3000 mm / 118"	S	600 mm / 24"	D	750 mm / 30"
H _{MAX}	5000 mm / 197"	S _{MAX}	830 mm / 33"	D _{MAX}	1050 mm / 41"



NO VISIBLE DARK ZONES
AND
LONGITUDINAL GLARE CONTROL



20lx 50lx 100lx 200lx



EXCELLENT VERTICAL UNIFORMITY:
 LIGHT IS CONVEYED PRECISELY TOWARDS THE WALL
 FROM THE UPPER EDGE TO THE LOWER EDGE

OKKIO 60 WW

ORDER CODE

BASE CODE	A . POWER SUPPLY	B . KELVIN	C . BEAM	D . FINISHES	E . OTHER
65307	8 48V DC EXCL. power supply S listed 48V DC EXCL. power supply	4 4000K CRI93 5 3000K CRI93 8 2700K CRI93 I 2200K CRI80	W Wallwasher	2 black RAL 9005 6 white RAL 9003	A plasterboard mounting B with mounting frame ¹ code 69551 to be separately ordered <small>¹Available for North America only</small>

Example: BASE CODE **65307** A **8** B **8** C **W** D **6** E **A** = **65307-88W6A**

ACCESSORIES

REQUIRED ACCESSORIES - NOT INCLUDED

	code	output power	input voltage / frequency	IP	dimensions mm
Power supply 48V DC ON/OFF*	69180	30W	90-264V	47-63Hz IP20	L160xW46xH30
	69181	40W	90-305V	47-63Hz IP67	L163xW43xH32
	69182	60W	90-305V	47-63Hz IP67	L163xW43xH32
	69187	100W	90-305V	47-63Hz IP67	L220xW68xH39
Power supply 48V DC 1-10V [†]	69185	40W	90-305V	47-63Hz IP67	L171xW62xH37
	69186	60W	90-305V	47-63Hz IP67	L171xW62xH37
	69187	100W	90-305V	47-63Hz IP67	L220xW68xH39
Power supply 48V DC DALI ^{††}	69195	75W	100-305V	47-63Hz IP67	L180xW63xH36
	69196	100W	100-305V	47-63Hz IP67	L199xW63xH36
Power supply 48V DC 1-10V and DALI	69096	55W	99-264V	50-60Hz IP20	L129xW76xH30
Power supply 48V DC 0-10V	69097	120W	90-305V	47-63Hz IP67	L191xW63xH38
Class 2 power supply 48V DC	Consult B LIGHT North America Lighting Group Network T: 212.775.6363 E: info@lightinggroupnetwork.com				

[†]for a perfect dimming, it is necessary that the power supply is saturated to 100%

OPTIONAL ACCESSORIES

	code	description	dimensions mm
	69551	mounting frame for US market	Ø65xH30

*To choose the power supply, always add a spare 20% as safety margin.
 See pag 587 for cable size and max wiring distance from power supply to last connected luminaire