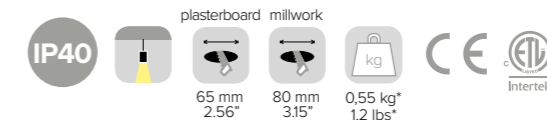
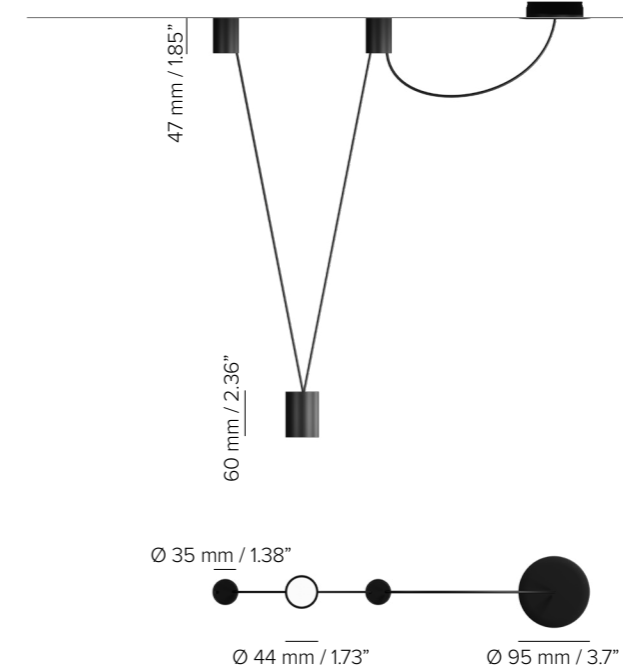


OKKIO 40 DUAL CABLE

SPECIFICATIONS

base code	650
typology	Pendant luminaire consisting of 1, 3, 5 or 9 fixtures
mounting	In plasterboard or wood. Wire rope 3000 mm / 118.1" (included)
diameter	44 mm / 1.73"
height	60 mm / 2.36"
ceiling cut-out	Plasterboard: 65 mm / 2.56". Millwork: 80 mm / 3.15"
construction	Fixture: turning and milling aluminum. Diffuser in PMMA
finishes	Powder coated
ingress protection	IP40. North America: dry location
lamp type	LED array on printed circuit board. Remote power supply not included
lamp wattage	From 5W to 45W at 24V DC
delivered lumens	One fixture: 320lm
special features	Unpolarized Electronic System. Safe Wiring. Two Wires Dimming
beam	Diffused
kelvin	2200K CRI90, 2700K CRI93 and 3000K CRI93 / 3 step MacAdam ellipse
lumen maintenance	50.000h L80
control protocols	0-10V, DMX or DALI
certifications	CE, ETL listed (certified to UL 2108, CSA C22.2)



* weight based on 3 fixtures version

OKKIO 40 DUAL CABLE

ORDER CODE

BASE CODE	A1. N° FIXTURES	A. POWER SUPPLY	B. KELVIN	C. DIFFUSER
650	91 1 fixture 5W 93 3 fixtures 15W 95 5 fixtures 25W 99 9 fixtures 45W	9 24V DC power supply NOT included R listed 24V DC power supply NOT included	5 3000K CRI93 8 2700K CRI93 D 2200K CRI90	1 frosted

BASE CODE	A1	A	B	C	D	E
Example: 650	91	9	5	1	2	A

Example: **650 91 9 5 1 2 A = 65091-9512A**

D. FINISHES	E. MOUNTING OPTIONS
2 black RAL 9005	A plasterboard trim B plasterboard trim or millwork C plasterboard trimless

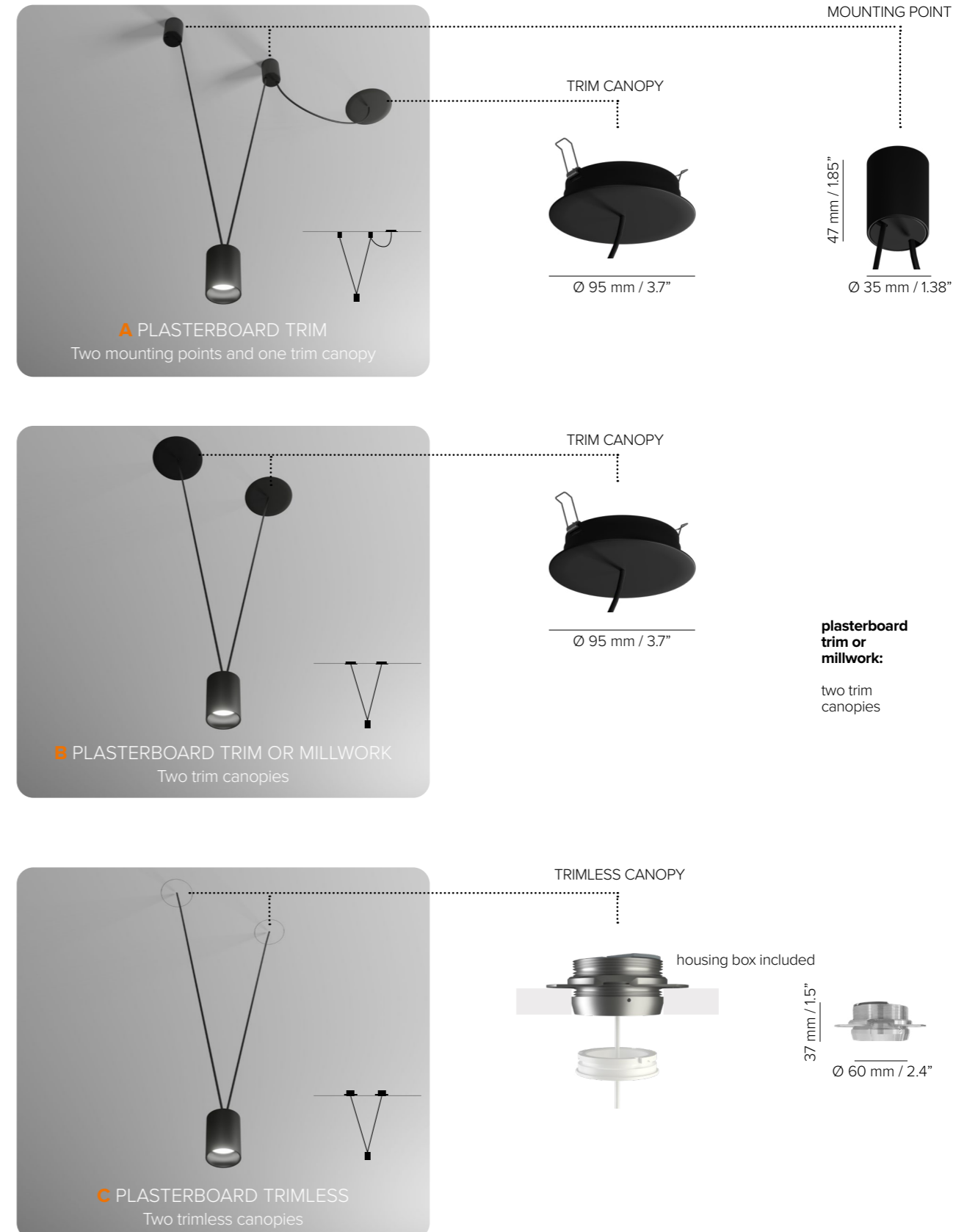
ACCESSORIES

REQUIRED ACCESSORIES - NOT INCLUDED

	code	output power	input voltage / frequency	IP	dimensions mm
Power supply 24V DC*, ON/OFF ambient temperature up to 60° C	69061	40W	90-305V 47-63Hz	IP67	L171xW62xH37
	69062	60W	90-305V 50-60Hz	IP67	L171xW62xH37
	69063	100W	90-305V 50-60Hz	IP67	L220xW68xH39
Power supply 24V DC*, DALI	69220	120W	90-305V 47-63Hz	IP65	L191xW63xH38
Power supply 24V DC*, 0-10V	69215	60W	90-305V 47-63Hz	IP65	L150xW53xH35
Class 2 power supply 24V DC* listed	Consult B LIGHT North America Lighting Group Network T: 212.775.6363 E: info@lightinggroupnetwork.com				

OKKIO 40 DUAL CABLE

MOUNTING OPTIONS



*To choose the power supply, always add a spare 20% as safety margin.
See pag 519 for cable size and max wiring distance from power supply to last connected luminaire