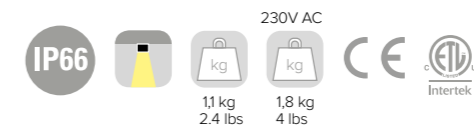





OKKIO 100 CL


SPECIFICATIONS

base code	67110
typology	Ceiling mounting luminaire
mounting	To ceiling using mounting plate
diameter	99 mm / 3.9"
height	164 mm / 6.5"
construction	Fixture: turning and milling aluminum. Reflector: polycarbonate. Protective glass or PMMA complete with silicone gasket
finishes	Powder coated
ingress protection	IP66. North America wet location. Built-in protection from water infiltration and moisture
lamp type	COB. 48V DC / 500 mA: Remote power supply not included. 230V AC: Power supply integrated into fixture
lamp wattage	16W at 48V DC, 500 mA or 230V AC. North America 500 mA
lamp lumens	2700K CRI93 - 1780lm, 3000K CRI93 - 1840lm, 4000K CRI93 - 1970lm
delivered lumens	1300lm (3000K CRI93, 36°)
lumen maintenance	50.000h L90
beam	15°, 36°, 51°
kelvin	2700K CRI93, 3000K CRI93 and 4000K CRI93 / 3 step MacAdam ellipse
special features	48V DC: unpolarized electronic system - Thermal Sensor - Safe wiring
dimming options	Push button, potentiometer, 0-10V, DALI, DMX, KNX. Dimming options depend on power supply and additional control units to be separately ordered as accessories
listings	CE, ETL listed for wet location







OKKIO 100 CL

ORDER CODE

BASE CODE	A . POWER SUPPLY	B . KELVIN	C . BEAM
67110	8 48V DC power supply NOT included L 500 mA power supply NOT included 6 230V AC U  listed 500 mA power supply NOT included	4 4000K CRI93 5 3000K CRI93 8 2700K CRI93	2 spot 15° 4 flood 36° 5 wide flood 51°

Example: BASE CODE **67110** A **8** B **8** C **4** D **6** = **67110-8846**

D . FINISHES	
2 black RAL 9005 	6 white RAL 9003 
E white RAL 9003 black reflector RAL 9005 	F golden bronze 

OKKIO 100 CL

ACCESSORIES

REQUIRED ACCESSORIES - NOT INCLUDED

code	output power	input voltage / frequency	IP	dimensions mm
Power supply 48V DC*, ON/OFF				
69180	30W	90-264V	47-63Hz IP20	L160xW46xH30
69181	40W	90-305V	47-63Hz IP67	L163xW43xH32
69182	60W	90-305V	47-63Hz IP67	L163xW43xH32
69187	100W	90-305V	47-63Hz IP67	L220xW68xH39
69188	150W	90-305V	47-63Hz IP67	L228xW68xH39
Power supply 48V DC*, ON/OFF ambient temperature up to 60°C				
69185	40W	90-305V	47-63Hz IP67	L171xW62xH37
69186	60W	90-305V	47-63Hz IP67	L171xW62xH37
69187	100W	90-305V	47-63Hz IP67	L220xW68xH39
69188	150W	90-305V	47-63Hz IP67	L228xW68xH39
Power supply 48V DC*, DALI[®] ambient temperature up to 60°C				
69195	75W	100-305V	47-63Hz IP67	L180xW63xH36
69196	100W	100-305V	47-63Hz IP67	L199xW63xH36
69197	150W	100-305V	47-63Hz IP67	L219xW63xH36
*on / off only				
Power supply 500 mA max No. fixtures				
69088	ON/OFF, 20W / max 1	100-264V	50-60Hz IP20	L135xW38xH28
69091	1-10V, 20W / max 1	99-264V	50-60Hz IP20	L120xW52xH22
69080	DALI, 20W / max 1	220-240V	50-60Hz IP20	L120xW52xH22
69206	DALI, 24W / max 1	99-264V	50-60Hz IP67	L122xW54xH26

Class 2 power supply 500 mA

Consult **B LIGHT North America**
 Lighting Group Network
 T: 212.775.6363
 E: info@lightinggroupnetwork.com



code	description	dimensions mm
69841	IP68 connector, 1 IN - 1 OUT, 3 wires	W42xD29xH42

*To choose the power supply, always add a spare 20% as safety margin.
 See pag 495 for cable size and max wiring distance from power supply to last connected luminaire