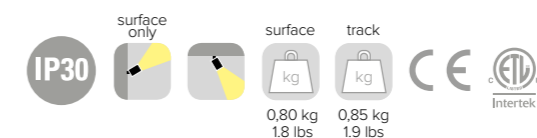



MUSHROOM SMALL

SPECIFICATIONS

| | |
|--------------------|---|
| base code | 65209 |
| typology | Projector |
| mounting | To surface using mounting plate or into The Magnet Track through a magnetic fixing |
| diameter | 99 mm / 3.90" |
| height | 71 mm / 2.79" - 104 mm / 4.09" |
| construction | Fixture: turning and milling aluminum. Reflector and protective glass in polycarbonate |
| finishes | Powder coated |
| ingress protection | IP30. North America dry location |
| lamp type | COB. Remote power supply not included |
| lamp wattage | 12W at 48V DC and 350 mA. North America 350 mA (48V DC for The Magnet Track) |
| lamp lumens | 2700K CRI93 - 1280lm, 3000K CRI93 - 1320lm, 4000K CRI93 - 1420lm |
| delivered lumens | 1030lm (3000K CRI93, 37°) |
| lumen maintenance | 50.000h L90 |
| beam | 26°, 37°, 51°. Adjustable 355° on the horizontal plane and 90° on the vertical plane |
| kelvin | 2700K CRI93, 3000K CRI93 and 4000K CRI93 / 3 step MacAdam ellipse |
| special features | 48V DC: unpolarized electronic system - Thermal Sensor - Safe wiring |
| dimming options | Push button, potentiometer, 0-10V, DALI, DMX, KNX. Dimming options depend on power supply and additional control units to be separately ordered as accessories |
| listings | CE, ETL listed for dry location |



MUSHROOM SMALL FOR THE MAGNET TRACK



MUSHROOM SMALL

ORDER CODE

BASE CODE

65209

A . POWER SUPPLY

- 8** 48V DC EXCL. power supply
- L** 350 mA EXCL. power supply¹
- U**  listed 350 mA EXCL. power supply¹
- S**  listed 48V DC EXCL. power supply²

¹surface mounted only
²The Magnet Track only

B . KELVIN

- 4** 4000K CRI93
- 5** 3000K CRI93
- 8** 2700K CRI93

C . BEAM

- 2** spot 26°
- 4** flood 37°
- 5** wide flood 51°

BASE CODE A B C D E

Example: **65209 8 8 4 6 A = 65209-8846A**

D . FINISHES

2 black RAL 9005



6 white RAL 9003



A surface mounted



E . OTHER

B The Magnet Track



SURFACE MOUNTED

MUSHROOM SMALL

ACCESSORIES

REQUIRED ACCESSORIES - NOT INCLUDED

| code | output power | input voltage / frequency | IP | dimensions mm |
|-------|---------------------|---------------------------|--------------|---------------|
| 69180 | 30W | 90-264V | 47-63Hz IP20 | L160xW46xH30 |
| 69181 | 40W | 90-305V | 47-63Hz IP67 | L163xW43xH32 |
| 69182 | 60W | 90-305V | 47-63Hz IP67 | L163xW43xH32 |
| 69183 | 100W | 90-264V | 47-63Hz IP20 | L201xW70xH35 |
| 69195 | 75W | 100-305V | 47-63Hz IP67 | L180xW63xH36 |
| 69196 | 100W | 100-305V | 47-63Hz IP67 | L199xW63xH36 |
| 69086 | ON/OFF, 15W / max 1 | 90-264V | 50-60Hz IP20 | L115xW34xH19 |
| 69090 | 1-10V, 18W / max 1 | 99-264V | 50-60Hz IP20 | L120xW52xH22 |
| 69079 | DALI, 15W / max 1 | 110-240V | 50-60Hz IP20 | L120xW52xH22 |

Consult **B LIGHT North America**
Lighting Group Network
T: 212.775.6363
E: info@lightinggroupnetwork.com

¹surface mounted only ²The Magnet Track only

The Magnet Track
See page 315 for more info

| code | page | description | dimensions mm |
|------|------|---|---------------|
| 696 | 317 | The Magnet Track F flush with the ceiling | W30xH50 |
| 696 | 319 | The Magnet Track CL surface mounted | W30xH50 |
| 696 | 321 | The Magnet Track SD pendant suspended | W30xH50 |

OPTIONAL ACCESSORIES

| code | page | description | input voltage | IP | dimensions mm |
|-------------|------|---|---------------|------|-------------------------|
| 69102/69103 | | Control unit 48V DC Dimmer interface 0-10V interface | 48V DC | IP20 | W58xD35xH16 |
| 69102 | 554 | SMART DIMM MASTER 1 Dimmer interface master (four channels max 120 luminaires and No. 32 SMART DIMM SLAVE 1) or 0-10V interface (one channel max 120 luminaires and No. 32 SMART DIMM SLAVE 1, active signal is required) | 48V DC | IP20 | W58xD35xH16 |
| 69103 | 554 | SMART DIMM SLAVE 1 DMX interface or dimmer interface slave (four channels max 120 luminaires) | 48V DC | IP20 | W58xD35xH16 |
| 69659/69660 | | The Magnet Track 48V DC Dimmer interface 0-10V interface | 48V DC | IP20 | W58xD35xH16 W49xD25xH21 |
| 69659 | 566 | KIT DIMMER MASTER Dimmer interface master (two channels max 20 luminaires and No. 32 KIT DIMMER SLAVE) or 0-10V interface (one channel max 20 luminaires and No. 32 KIT DIMMER SLAVE, active signal is required) | 48V DC | IP20 | W58xD35xH16 W49xD25xH21 |
| 69660 | 566 | KIT DIMMER SLAVE DMX interface or dimmer interface slave (two channels max 20 luminaires) | 48V DC | IP20 | W58xD35xH16 W49xD25xH21 |

