



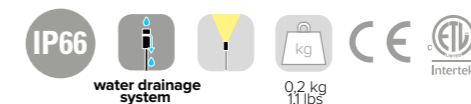
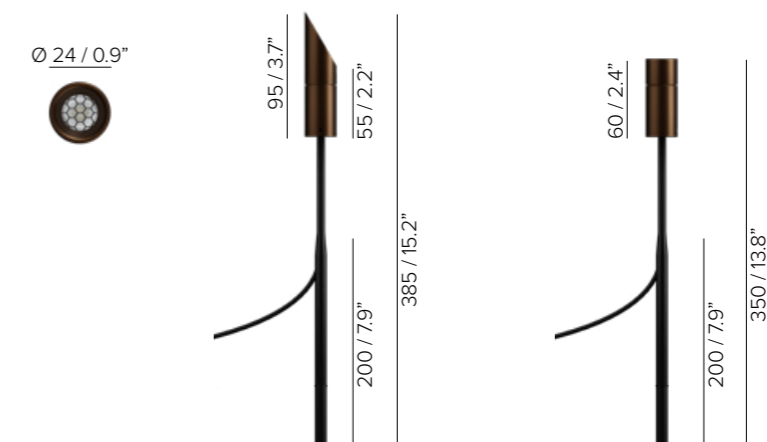
# MINI FIREFLY NEW

## SPECIFICATIONS

base code	67241
typology	Garden projector
mounting	On ground with stem. Cable length 2000 mm / 78.7"
height	60° half snoot: 385 mm / 15.2" Standard: 350 mm / 13.8"
diameter	Fixture: 24 mm / 0.9". Stem: 6 mm / 0.2"
construction	Fixture: turning and milling aluminium. Lens in PMMA complete with silicone gasket. Flexible stem in composite carbon fiberglass
finishes	Powder coated
ingress protection	IP66. North America wet location
lamp type	LED on printed circuit board. Remote power supply not included
lamp wattage	1W at 48V DC. North America 24V DC
lamp lumens	100lm
delivered lumens	50lm
lumen maintenance	50.000h L90
beam	16°, 36°, 45°. Honeycomb for visual comfort included
kelvin	2200K CRI80, 2700K CRI93, 3000K CRI93 / 3 step MacAdam ellipse
special features	48V DC: unpolarized electronic system. 24V DC: reverse polarity protection. Safe wiring - Two wires dimming
dimming options	Push button, potentiometer, 0-10V, DALI. Dimming options depend on power supply and additional control units to be separately ordered as accessories
listings	CE, ETL listed for wet location

60° HALF SNOOT

STANDARD



# MINI FIREFLY

## ORDER CODE

BASE CODE	A . POWER SUPPLY	B . KELVIN	C . BEAM	D . FINISHES	E . OTHER
<b>67241</b>	<b>8</b> 48V DC power supply NOT included  <b>R</b>  listed 24V DC power supply NOT included	<b>5</b> 3000K CRI93  <b>8</b> 2700K CRI93  <b>I</b> 2200K CRI80	<b>2</b> spot 16°  <b>4</b> flood 36°  <b>5</b> wide flood 55°	<b>F</b> golden bronze  	<b>A</b> 60° half snoot with honeycomb    <b>B</b> Honeycomb  
Example: BASE CODE A B C D E <b>67241 8 8 4 F A = 67241-884FA</b>					



# MINI FIREFLY

## ACCESSORIES

### REQUIRED ACCESSORIES - NOT INCLUDED

Power supply	code	output power	input voltage / frequency	IP	dimensions mm
48V DC* ON/OFF	69180	30W	90-264V 47-63Hz	IP20	L160xW46xH30
48V DC 1-10V <sup>1)</sup> or ON/OFF* for ambient temperature up to 60° C	69185	40W	90-305V 47-63Hz	IP67	L171xW62xH37
48V DC* DALI <sup>1)</sup> for ambient temperature up to 60° C	69195	75W	100-305V 47-63Hz	IP67	L180xW63xH36
48V DC 1-10V and DALI	69096	55W	99-264V 50-60Hz	IP20	L129xW76xH30

<sup>1)</sup>for a perfect dimming, it is necessary that the power supply is saturated to 100%

Class 2 power supply 24V DC

Consult **Lighting Group Network**  
 Lighting Group Network  
 T: 212.775.6363  
 E: info@lightinggroupnetwork.com




code	description	dimensions mm
69842	IP68 connector, 1 IN - 1 OUT, 2 wires	W37xD22xH37
69847	IP68 connector, 1 IN - 2 OUT, parallel wiring, 2 wires	W45xD30xH17

### SPECIAL FEATURE: WATER DRAINAGE SYSTEM



When aimed upwards, the water is collected in the cup and is drained from the bezel cavities



\*To choose the power supply, always add a spare 20% as safety margin.  
 See pag 521 for cable size and max wiring distance from power supply to last connected luminaire