

MEROPE 70

SPECIFICATIONS

| | |
|-----------------------|---|
| base code | 67038 |
| typology | Uplight with a drive over load of 3,5 tonnes / 7000 lbs |
| mounting | Using housing box to be separately ordered as accessory |
| diameter | Flush faceplate: 70 mm / 2.8" Protuding faceplate: 80 mm / 3.2" |
| height | 73 mm / 2.9" (straight cable exit) or 59 mm / 2.3" (90° cable exit) |
| required depth | Depending on housing box |
| first fit requirement | Yes, separate housing box: code 69482, 69484 or 69483 (adjustable height) |
| floor cut out | Depending on housing box |
| construction | Fixture: turning and milling aluminum. Faceplate in stainless steel AISI 316L. Stainless steel A2 screws. Protective tempered glass complete with silicone gasket. Reflector: polycarbonate. Housing box in PVC |
| finishes | Fixture anodized and faceplate in brushed stainless steel AISI 316L. Glass surface |
| ingress protection | IP67. North America wet location. Built-in protection from water infiltration and moisture |
| lamp type | LED array on printed circuit board. MEROPE 70 4°: Power LED. Remote power supply not included |
| lamp wattage | MEROPE 70: 5W at 48V DC. North America 24V DC. MEROPE 70 4°: 4W at 48V DC. North America 24V DC |
| lamp lumens | MEROPE 70: 630lm MEROPE 70 4°: 2700K CRI93 - 240lm, 3000K CRI93 - 280lm, 4000K CRI93 - 300lm |
| delivered lumens | MEROPE 70: 420lm (3000K CRI93, 36°) MEROPE 70 4°: 170lm (3000K CRI93) |
| lumen maintenance | 50.000h L80 |
| beam | 4°, 16°, 36°, 45°. Honeycomb for visual comfort included (4° with clear lens) |
| kelvin | 2200K CRI80, 2200K CRI93, 2700K CRI93, 3000K CRI93 / 3 step MacAdam ellipse |
| special features | MEROPE 70: 48V DC: unpolarized electronic system. 24V DC: reverse polarity protection. Thermal Sensor - Safe wiring - Two wires dimming - Water stop technology MEROPE 70 4°: On/off only. Unpolarized electronic system - Thermal Sensor - Safe wiring - Water stop technology |
| dimming options | Push button, potentiometer, 0-10V, DALI, DMX, KNX. Dimming options depend on power supply and additional control units to be separately ordered as accessories. MEROPE 70 - 4° On/off only |
| listings | CE, ETL listed for wet location |

FLUSH
FACEPLATE
Ø 70 / 2.8"



PROTRUDING
FACEPLATE
Ø 80 / 3.1"



STRAIGHT
CABLE EXIT



90°
CABLE EXIT



69484



69482



69483



Ø 70 / 2.8"

Ø 150 / 5.9"

MEROPE 70 - 4° BEAM ANGLE - FLUSH FACEPLATE




MEROPE 70

ORDER CODE

BASE CODE

67038

A . POWER SUPPLY

- 8** 48V DC power supply NOT included
- R**  listed 24V DC power supply NOT included

B . KELVIN



- 5** 3000K CRI93
- 8** 2700K CRI93
- D** 2200K CRI93¹
- I** 2200K CRI80

¹NARROW BEAM 4° ONLY

C . BEAM


- N** narrow beam 4°
- 2** spot 16°
- 4** flood 36°
- 5** wide flood 45°


D . FINISHES

- A** stainless steel flush faceplate 
- B** stainless steel protruding faceplate 

Example: BASE CODE **67038** A B C D E F G = **67038-884AASA**

E . LENS


A honeycomb 

B clear ² 

²NARROW BEAM 4° ONLY

F . OTHER


S screws on faceplate 


N no screws on faceplate ³ 

³ the faceplate can be removed without tools. Don't choose this option when the fixture will be installed in public spaces.

Available for North America only

G . HEIGHT

A straight cable exit 

B 90° cable exit (indoor only) ⁴ 


⁴ NOT AVAILABLE FOR NARROW BEAM 4°



MEROPE 70

ACCESSORIES

REQUIRED ACCESSORIES - NOT INCLUDED




| code | description | dimensions mm |
|-------|--|---------------|
| 69482 | housing box for concrete | Ø70x145 |
| 69484 | indoor housing box for concrete | Ø70x73 |
| 69483 | height adjustable housing box for concrete | Ø150xH155-205 |

| code | output power | input voltage / frequency | IP | dimensions mm |
|-------|--------------|---------------------------|--------------|---------------|
| 69180 | 30W | 90-264V | 47-63Hz IP20 | L160xW46xH30 |
| 69185 | 40W | 90-305V | 47-63Hz IP67 | L171xW62xH37 |
| 69186 | 60W | 90-305V | 47-63Hz IP67 | L171xW62xH37 |
| 69195 | 75W | 100-305V | 47-63Hz IP67 | L180xW63xH36 |

¹for a perfect dimming, it is necessary that the power supply is saturated to 100%

| | | | | |
|-------|-----|---------|--------------|--------------|
| 69096 | 55W | 99-264V | 50-60Hz IP20 | L129xW76xH30 |
|-------|-----|---------|--------------|--------------|

Consult **B LIGHT North America**
Lighting Group Network
T: 212.775.6363
E: info@lightinggroupnetwork.com



| code | description | dimensions mm |
|-------|--|---------------|
| 69842 | IP68 connector, 1 IN - 1 OUT, 2 wires | W37xD22xH37 |
| 69847 | IP68 connector, 1 IN - 2 OUT, parallel wiring, 2 wires | W45xD30xH17 |

| code | description | dimensions mm |
|-------|--|---------------|
| 69841 | IP68 connector, 1 IN - 1 OUT, 3 wires | W42xD29xH42 |
| 69843 | IP68 connector, 1 IN - 3 OUT, parallel wiring, 4 wires | W78xD30xH20 |

FACEPLATE OPTIONS

