

MEROPE 140

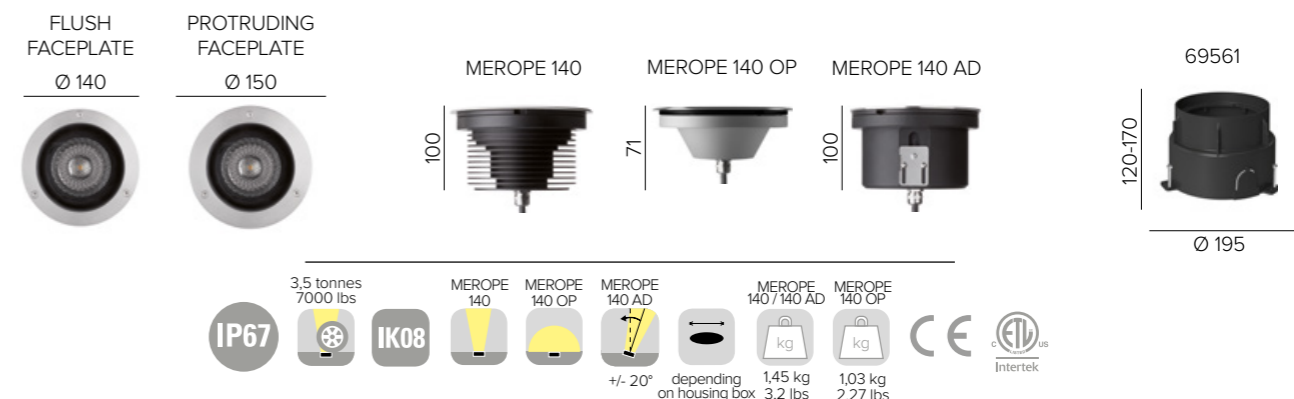
MEROPE 140 OP / MEROPE 140 AD

SPECIFICATIONS

base code	67036 MEROPE 140 - 67048 MEROPE 140 OP - 67034 MEROPE 140 AD
typology	MEROPE 140: Uplight with a drive over load of 3,5 tonnes / 7000 lbs. MEROPE 140 OP: Uplight with a drive over load of 3,5 tonnes / 7000 lbs and diffuse light distribution. MEROPE 140 AD: Adjustable uplight with a drive over load of 3,5 tonnes / 7000 lbs
mounting	Using housing box to be separately ordered as accessory
diameter	Flush faceplate: 140 mm / 5.51" Protruding faceplate: 150 mm / 5.91"
height	MEROPE 140 / 140 AD: 100 mm / 3.94" - MEROPE 140 OP: 71 mm / 2.80"
required depth	136 - 196 mm / 5.35" - 7.72"
first fit requirement	Yes, separate housing box: code 69561 for millimetric height adjustment from 0 to 50 mm / from 0" to 1.97"
floor cut out	175 mm / 6.89"
construction	Fixture: turning and milling aluminum. Faceplate in stainless steel AISI 316L. Stainless steel A2 screws. Protective tempered glass complete with silicone gasket. Reflector: polycarbonate. Housing box in PVC
finishes	Fixture anodized and faceplate in brushed stainless steel AISI 316L. Glass surface
ingress protection	IP67. North America wet location. Built-in protection from water infiltration and moisture
lamp type	COB. MEROPE 140 OP: LED array on printed circuit board.
lamp wattage	MEROPE 140: 20W at 48V DC. North America 700 mA MEROPE 140 OP: 5,5W at 48V DC. North America 24V DC MEROPE 140 AD: 12W at 48V DC. North America 350 mA
lamp lumens	MEROPE 140: 2480lm. MEROPE 140 AD: 1320lm. MEROPE 140 OP: 490lm
delivered lumens	MEROPE 140: 920lm. MEROPE 140 AD: 400lm. MEROPE 140 OP: 120lm
lumen maintenance	50.000h L90
beam	MEROPE 140 / 140 AD: 12°, 24°, 32°. Honeycomb for visual comfort included. MEROPE 140 OP: diffuse light distribution. MEROPE 140 AD: toolless external aiming system, from 0° to 20°, without opening the fixture. Honeycomb for visual comfort included
kelvin	2700K CRI93, 3000K CRI93 and 4000K CRI93 / 3 step MacAdam ellipse
special features	Water stop technology. MEROPE 140, MEROPE 140 AD: 48V DC: unpolarized electronic system - Thermal Sensor - Safe wiring. MEROPE 140 OP: Unpolarized electronic system - Safe wiring - Two wires dimming
dimming options	Push button, potentiometer, 0-10V, DALI, DMX, KNX. Dimming options depend on power supply and additional control units to be separately ordered as accessories
listings	CE, ETL listed for wet location



MEROPE 140 - PROTRUDING FACEPLATE





MEROPE 140

MEROPE 140 OP / MEROPE 140 AD

ORDER CODE

BASE CODE	A . POWER SUPPLY	B . KELVIN	C . BEAM
67036 MEROPE 140 20W	8 48V DC EXCL. power supply	4 4000K CRI93	<i>MEROPE 140</i> <i>MEROPE 140 AD</i>
67048 MEROPE 140 OP 5,5W	R listed 24V DC EXCL. power supply <i>MEROPE 140 OP ONLY</i>	5 3000K CRI93	2 spot 12°
67034 MEROPE 140 AD 12W	U listed 350/700 mA EXCL. power supply <i>MEROPE 140</i> <i>MEROPE 140 AD ONLY</i>	8 2700K CRI93	4 flood 24° 5 wide flood 32°
			<i>MEROPE 140 OP</i> 9 frosted glass

Example: BASE CODE **67036** A **8** B **5** C **2** D **A** E **S** = **67036-852AS**

D . FINISHES

A stainless steel flush faceplate



B stainless steel protruding faceplate



S screws on faceplate



E . OTHER

N no screws on faceplate²



² the faceplate can be removed without tools. Don't choose this option when the fixture will be installed in public spaces.

Available for North America only

MEROPE 140

Beam angles: 12°, 24°, 32°




MEROPE 140 OP

Diffused light



MEROPE 140 AD

Beam angles: 12°, 24°, 32°



FACEPLATE OPTIONS

PROTRUDING FACEPLATE

finished floor level

FLUSH FACEPLATE





MEROPE 140

MEROPE 140 OP / MEROPE 140 AD

ACCESSORIES

REQUIRED ACCESSORIES - NOT INCLUDED

69561



Power supply
48V DC*
ON/OFF

69593



Power supply
48V DC*
ON/OFF
for ambient temperature
up to 60° C
(1-10V⁽²⁾ for MEROPE 140 OP
ONLY)


Power supply
48V DC*
DALI⁽¹⁾
for ambient temperature
up to 60° C

MEROPE 140 OP
ONLY

Power supply
48V DC
1-10V and DALI

Class 2 power supply
24V DC
350 mA
700 mA

69841



69842



69843



69847



code	description			dimensions mm
69561	height adjustable housing box for concrete			Ø195xH120-170
69593	suction cup for the extraction of the luminaire			W80xH50
code	output power	input voltage / frequency	IP	dimensions mm
69180	30W	90-264V	47-63Hz IP20	L160xW46xH30
69181	40W	90-305V	47-63Hz IP67	L163xW43xH32
69182	60W	90-305V	47-63Hz IP67	L163xW43xH32
69187	100W	90-305V	47-63Hz IP67	L220xW68xH39
69188	150W	90-305V	47-63Hz IP67	L228xW68xH39
69185	40W	90-305V	47-63Hz IP67	L171xW62xH37
69186	60W	90-305V	47-63Hz IP67	L171xW62xH37
69187	100W	90-305V	47-63Hz IP67	L220xW68xH39
69188	150W	90-305V	47-63Hz IP67	L228xW68xH39
69195	75W	100-305V	47-63Hz IP67	L180xW63xH36
69196	100W	100-305V	47-63Hz IP67	L199xW63xH36
69197	150W	100-305V	47-63Hz IP67	L219xW63xH36

¹on / off only

² for a perfect dimming, it is necessary that the power supply is saturated to 100%

69096	55W	99-264V	50-60Hz IP20	L129xW76xH30
69097	120W	90-305V	47-63Hz IP67	L191xW63xH38

Consult **B LIGHT North America**
Lighting Group Network
T: 212.775.6363
E: info@lightinggroupnetwork.com

code	description	dimensions mm
69841	IP68 connector, 1 IN - 1 OUT, 3 wires for MEROPE 140 / MEROPE 140 AD	W42xD29xH42
69842	IP68 connector, 1 IN - 1 OUT, 2 wires for MEROPE 140 OP	W37xD22xH37
69843	IP68 connector, 1 IN - 3 OUT, parallel wiring, 4 wires for MEROPE 140 / MEROPE 140 AD	W78xD30xH20
69847	IP68 connector, 1 IN - 2 OUT, parallel wiring, 2 wires for MEROPE 140 OP	W45xD30xH17



MEROPE 140

MEROPE 140 OP / MEROPE 140 AD

ACCESSORIES

OPTIONAL ACCESSORIES

code	page	description	input voltage	IP	dimensions mm
69102/69103		Control unit 48V DC Dimmer interface 0-10V interface MEROPE 140 / 140 AD only			
69102	554	SMART DIMM MASTER 1 Dimmer interface master (four channels max 120 luminaires and No. 32 SMART DIMM SLAVE 1) or 0-10V interface (one channel max 120 luminaires and No. 32 SMART DIMM SLAVE 1, active signal is required)	48V DC	IP20	W58xD35xH16
69103	554	SMART DIMM SLAVE 1 DMX interface or dimmer interface slave (four channels max 120 luminaires)	48V DC	IP20	W58xD35xH16

