

MEREZ

SPECIFICATIONS

base code	66708 MICRO MEREZ - 66707 MINI MEREZ - 66705 MEREZ
typology	Wall mounted luminaire with asymmetrical light distribution
mounting	MICRO MEREZ: In plasterboard using springs (included) MINI MEREZ: Using PVC housing (code 69396) to be separately ordered as accessory MEREZ: In plasterboard using springs (included), or in concrete using springs and PVC housing box (code 69302) to be separately ordered as accessory
diameter	MICRO MEREZ: 29 mm / 1.1” - MINI MEREZ: 44 mm / 1.7” - MEREZ: 58 mm / 2.3”
depth	MICRO MEREZ, MINI MEREZ: 28 mm / 1.1” - MEREZ: 58 mm / 2.3” 47 mm / 1.9”
required depth	MICRO MEREZ, MINI MEREZ: 45 mm / 1.8” MEREZ: Plasterboard: 65 mm / 2.6” - Concrete: 130 mm / 5.2”
first fit requirement	Yes, separate housing box for MINI MEREZ
surface cut out	MICRO MEREZ: 25 mm / 1” MINI MEREZ: 34 mm / 1.4” MEREZ: Plasteboard: 43 mm / 1.69” - Concrete: 50 mm / 1.97”
construction	Turning and milling aluminum. Lens: PMMA. Protective glass or PMMA complete with silicone gasket. PVC housing box
finishes	Powder coated. Heat sink anodized
ingress protection	IP65. North America wet location
lamp type	LED array on printed circuit board. Remote power supply not included
lamp wattage	MICRO MEREZ, MINI MEREZ: 1,5W at 24V DC MEREZ: 3W at 48V DC. North America 24V DC
lamp lumens	MICRO MEREZ, MINI MEREZ: 155lm MEREZ: 280lm
delivered lumens	MICRO MEREZ, MINI MEREZ: 40lm MEREZ: 112lm (3000K CRI93)
lumen maintenance	50.000h L85
kelvin	2200K CRI80, 2700K CRI93, 3000K CRI93 and 4000K CRI93 / 2 step MacAdam ellipse
special features	48V DC: unpolarized electronic system. 24V DC: reverse polarity protection. Thermal Sensor - Safe wiring - Two wires dimming - Water stop technology
dimming options	Push button, potentiometer, 0-10V, DALI, DMX, KNX. Dimming options depend on power supply and additional control units to be separately ordered as accessories
listings	CE, ETL listed for wet location

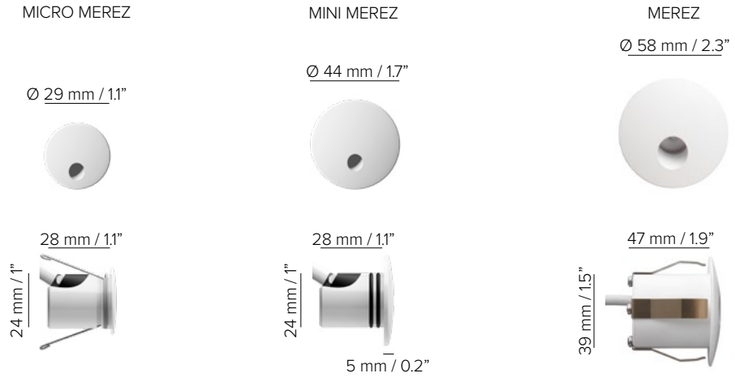

MICRO MEREZ / MINI MEREZ

ORDER CODE

BASE CODE

66708 MICRO MEREZ

66707 MINI MEREZ

A . POWER SUPPLY

2 24V DC (20V - 30V) power supply NOT included

R ETL listed 24V DC power supply NOT included

B . KELVIN

5 3000K CRI93

8 2700K CRI93

I 2200K CRI80

C . DIFFUSER

1 PMMA

	BASE CODE	A	B	C	D	
Example:	**66708**	**2**	**5**	**1**	**6**	= **66708-2516**

D . FINISHES

2 black *RAL 9005*

6 white *RAL 9003*

F golden bronze

MEREZ

ORDER CODE

BASE CODE

66705 MEREZ

A . POWER SUPPLY

8 48V DC power supply NOT included

R ETL listed 24V DC power supply NOT included

B . KELVIN

5 3000K CRI93

8 2700K CRI93

I 2200K CRI80

C . DIFFUSER

1 PMMA

	BASE CODE	A	B	C	D	
Example:	**66705**	**8**	**5**	**1**	**6**	= **66705-8516**

D . FINISHES

2 black *RAL 9005*

6 white *RAL 9003*

A grey *RAL 9006*

F golden bronze

MEREZ

ACCESSORIES

REQUIRED ACCESSORIES - *NOT INCLUDED*

69559

69396

	code	description	dimensions mm
	69559	MICRO MEREZ: housing box for concrete	W45xD50xH45
	69396	MINI MEREZ: housing box for millwork	Ø46xH30

	code	output power	input voltage / frequency		IP	dimensions mm
Power supply 24V DC*, ON/OFF	69041	18W	198-264V	50-60Hz	IP20	L124xW42xH30
Power supply 24V DC*, DALI	69204	20W	99-264V	50-60Hz	IP20	L103xW67xH21
Power supply 24V DC*, 1-10V	69212	20W	99-264V	50-60Hz	IP20	L103xW67xH21

	code	output power	input voltage / frequency		IP	dimensions mm
Power supply 48V DC, ON/OFF*	69181	40W	90-305V	47-63Hz	IP54	L163xW43xH32
Power supply 48V DC, 1-10V[1]* ambient temperature up to 60° C	69185	40W	90-305V	47-63Hz	IP67	L171xW62xH37
Power supply 48V DC , DALI[1] ambient temperature up to 60° C	69195	75W	100-305V	47-63Hz	IP67	L180xW63xH36
Power supply 48V DC, 1-10V and DALI	69096	55W	99-264V	50-60Hz	IP20	L129xW76xH30
Power supply 48V DC, 0-10V	69097	120W	90-305V	47-63Hz	IP67	L191xW63xH38

[1] for a perfect dimming, it is necessary that the power supply is saturated to 100%

Class 2 power supply 24V DC ETL listed

Consult **B LIGHT North America**
Lighting Group Network
T: 212.775.6363
E: info@lightinggroupnetwork.com

OPTIONAL ACCESSORIES

69302

code	description	dimensions mm
69302	MEREZ: housing box for concrete	Ø50xH130



*To choose the power supply, always add a spare 20% as safety margin.

See pag 513 for cable size and max wiring distance from power supply to last connected luminaire