

# MAIA X2 DUO

## SPECIFICATIONS


base code	67261
typology	Projector
mounting	On surface by fixing base or on ground using stainless steel AISI 304 spike (code 69861) to be separately ordered as accessory
height	165 mm / 6.5"
diameter	99 mm / 3.9"
length	150 mm / 5.9"
construction	Fixture: turning and milling aluminum. Stainless steel A2 screws. Reflector: polycarbonate. Protective glass complete with silicone gasket
finishes	Powder coated
ingress protection	IP66. North America: wet location. Built-in protection from water infiltration and moisture
lamp type	COB. Remote power supply not included
lamp wattage	20W at 24V DC and 700 mA. North America: 20W at 700 mA
delivered lumens	2080lm (3000K CRI93, 45°)
lumen maintenance	50.000h L90
beam	22°, 45°, 58°. Adjustable 330° on the vertical plane
kelvin	2700K CRI93, 3000K CRI93 and 4000K CRI93 / 3 step MacAdam ellipse
special features	Water Drainage System. Water Stop Technology. Two Wires Dimming. 24V DC: Reverse Polarity Protection. Thermal Sensor. Safe Wiring
control protocols	0-10V, DMX or DALI
certifications	CE, ETL listed (certified to UL 2108, CSA C22.2)



### SPECIAL FEATURE: WATER DRAINAGE SYSTEM



When aimed upwards, the water is collected in the cup and is drained from the bezel cavities



# MAIA X2 DUO

## ORDER CODE

**BASE CODE**  
67261


**A . POWER SUPPLY**

- 2** 24V DC power supply NOT included
- L** 700 mA power supply NOT included
- U**  listed 700 mA power supply NOT included

**B . KELVIN**



- 4** 4000K CRI93
- 5** 3000K CRI93
- 8** 2700K CRI93

**C . BEAM**

- 2** spot 22° 
- 4** flood 45°
- 5** wide flood 58°

Example: BASE CODE A B C D  
67261 2 8 4 A = 67261-284A

**D . FINISHES**

- A** grey RAL 9006 
- F** golden bronze 
- Q** anthracite RAL 7024 



# MAIA X2 DUO

## ACCESSORIES

### REQUIRED ACCESSORIES - NOT INCLUDED

Power supply 24V DC\*, ON/OFF ambient temperature up to 60° C

code	output power	input voltage / frequency	IP	dimensions mm
69061	40W	90-305V 47-63Hz	IP67	L171xW62xH37
69062	60W	90-305V 50-60Hz	IP67	L171xW62xH37
69063	100W	90-305V 50-60Hz	IP67	L220xW68xH39

Power supply 24V DC\*, DALI

69220	120W	90-305V 47-63Hz	IP65	L191xW63xH38
-------	------	-----------------	------	--------------

Power supply 24V DC\*, 0-10V

69215	60W	90-305V 47-63Hz	IP65	L150xW53xH35
-------	-----	-----------------	------	--------------

Power supply 700 mA max No. fixtures

69089	ON/OFF, 25W / max 1	176-264V	50-60Hz	IP20	L135xW38xH28
69092	1-10V, 25W / max 1	99-264V	50-60Hz	IP20	L103xW67xH21
69074	DALI, 32W / max 1	110-240V	50-60Hz	IP20	L103xW67xH21
69207	DALI, 30W / max 1	99-264V	50-60Hz	IP67	L122xW54xH26

Class 2 power supply 700 mA



Consult **B LIGHT North America**  
Lighting Group Network  
T: 212.775.6363  
E: info@lightinggroupnetwork.com

code	description	dimensions mm
69842	IP68 connector, 1 IN - 1 OUT, 2 wires	W37xD22xH37
69847	IP68 connector, 1 IN - 3 OUT, parallel wiring, 2 wires	W45xD30xH17



### OPTIONAL ACCESSORIES

code	description	dimensions mm
69861	stainless steel AISI 304 spike	Ø95xH200

