




MAIA MINI DUO

SPECIFICATIONS

base code	67251
typology	Projector
mounting	On surface by fixing base or on ground using stainless steel AISI 304 spike (code 69859) to be separately ordered as accessory
height	90 mm / 3.5"
diameter	40 mm / 1.6"
length	73 mm / 2.9"
construction	Fixture: turning and milling aluminum or polished stainless steel AISI 316L. Stainless steel A2 screws. Lens: PMMA. Protective glass complete with silicone gasket
finishes	Stainless steel AISI 316L or powder coated when painted
ingress protection	IP66. North America wet location. Built-in protection from water infiltration and moisture
lamp type	Power LED. Remote power supply not included
lamp wattage	2,3W at 48V DC and 2W at 500 mA. North America 2W at 24V DC and 500 mA
lamp lumens	155lm
delivered lumens	125lm (3000K CRI93, 34°)
lumen maintenance	50.000h L85
beam	15°, 34°, 40°. Adjustable 330° on the vertical plane
kelvin	2700K CRI93, 3000K CRI93 and 4000K CRI93 / 2 step MacAdam ellipse
special features	Unpolarized electronic system - Safe wiring - Water stop technology. 48V DC: Thermal Sensor
dimming options	Push button, potentiometer, 0-10V, DALI, DMX, KNX. Dimming options depend on power supply and additional control units to be separately ordered as accessories
listings	CE, ETL listed for wet location





MAIA MINI DUO

ORDER CODE

BASE CODE

67251

A . POWER SUPPLY

- 8** 48V DC power supply NOT included
- L** 500 mA power supply NOT included
- R**  listed 24V DC power supply NOT included
- U**  listed 500 mA power supply NOT included

B . KELVIN

- 4** 4000K CRI93
- 5** 3000K CRI93
- 8** 2700K CRI93

C . BEAM

- 2** spot 15°
- 4** flood 34°
- 5** wide flood 40°

BASE CODE

Example: **67251 8 8 4 5 = 67251-8845**

D . FINISHES

5 stainless steel




A grey RAL 9006



F golden bronze



Q anthracite RAL 7024



MAIA MINI DUO

ACCESSORIES

REQUIRED ACCESSORIES - NOT INCLUDED

code	output power	input voltage / frequency	IP	dimensions mm
69180	30W	90-264V	47-63Hz IP20	L160xW46xH30
69185	40W	90-305V	47-63Hz IP67	L171xW62xH37
69186	60W	90-305V	47-63Hz IP67	L171xW62xH37
69195	75W	100-305V	47-63Hz IP67	L180xW63xH36
69087	ON/OFF, 6W / max 2	90-264V	50-60Hz IP20	L78xW35xH21,5
69091	1-10V, 20W / max 9	99-264V	50-60Hz IP20	L120xW52xH22
69080	DALI, 20W / max 8	220-240V	50-60Hz IP20	L120xW52xH22
69206	DALI, 24W / max 10	99-264V	50-60Hz IP67	L122xW54xH26

Class 2 power supply 24V DC 500 mA

Consult **B LIGHT North America**
Lighting Group Network
T: 212.775.6363
E: info@lightinggroupnetwork.com



code	description	dimensions mm
69841	IP68 connector, 1 IN - 1 OUT, 3 wires	W42xD29xH42
69843	IP68 connector, 1 IN - 3 OUT, parallel wiring, 4 wires	W78xD30xH20

OPTIONAL ACCESSORIES



code	description	dimensions mm
69859	stainless steel AISI 304 spike	Ø42xH200

*To choose the power supply, always add a spare 20% as safety margin.
See pag 587 for cable size and max wiring distance from power supply to last connected luminaire