




MAIA DUO

SPECIFICATIONS

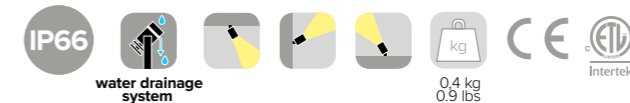
base code	67255
typology	Projector
mounting	On surface by fixing base or on ground using stainless steel AISI 304 spike (code 69859) to be separately ordered as accessory
height	110 mm / 4.3"
diameter	54 mm / 2.1"
length	82 mm / 3.2"
construction	Fixture: turning and milling aluminum. Stainless steel A2 screws. Lens: PMMA. Protective glass complete with silicone gasket
finishes	Powder coated
ingress protection	IP66. North America: wet location. Built-in protection from water infiltration and moisture
lamp type	LED array on printed circuit board. Remote power supply not included
lamp wattage	6W at 24V DC and 500 mA
delivered lumens	400lm (3000K CRI93, 36°)
lumen maintenance	50.000h L90
beam	16°, 36°, 45°. Adjustable 330° on the vertical plane
kelvin	2200K CRI80, 2200K CRI93, 2700K CRI93, 3000K CRI93 / 3 step MacAdam ellipse
special features	Water Drainage System. Water Stop Technology. Two Wires Dimming. Reverse Polarity Protection. Thermal Sensor. Safe Wiring
control protocols	0-10V, DMX or DALI
certifications	CE, ETL listed (certified to UL 2108, CSA C22.2)



SPECIAL FEATURE: WATER DRAINAGE SYSTEM



When aimed upwards, the water is collected in the cup and is drained from the bezel cavities





MAIA DUO

ORDER CODE

BASE CODE

67255

A . POWER SUPPLY

- 9** 24V DC power supply NOT included
- L** 500 mA power supply NOT included
- R**  listed 24V DC power supply NOT included
- U**  listed 500 mA power supply NOT included

B . KELVIN

- 5** 3000K CRI93
- 8** 2700K CRI93
- D** 2200K CRI93 (500 mA)
- I** 2200K CRI80 (24/48V DC)

C . BEAM

- 2** spot 16°
- 4** flood 36°
- 5** wide flood 45°



BASE CODE A B C D

Example: **67255 9 8 4 A = 67255-984A**

D . FINISHES

- A** grey RAL 9006
- Q** anthracite RAL 7024



- F** golden bronze



MAIA DUO

ACCESSORIES

REQUIRED ACCESSORIES - NOT INCLUDED

Power supply
24V DC*, ON/OFF
ambient temperature up to 60° C

code	output power	input voltage / frequency	IP	dimensions mm
69061	40W	90-305V	47-63Hz IP67	L171xW62xH37
69062	60W	90-305V	50-60Hz IP67	L171xW62xH37
69220	120W	90-305V	47-63Hz IP65	L191xW63xH38
69215	60W	90-305V	47-63Hz IP65	L150xW53xH35
69095	ON/OFF, 12W / max 1	90-264V	50-60Hz IP20	L115xW34xH19
69091	1-10V, 20W / max 2	99-264V	50-60Hz IP20	L120xW52xH22
69080	DALI, 20W / max 2	220-240V	50-60Hz IP20	L120xW52xH22
69206	DALI, 24W / max 3	99-264V	50-60Hz IP67	L122xW54xH26

Power supply
24V DC*, DALI

Power supply
24V DC*, 0-10V

Power supply
500 mA
max No. fixtures


Class 2 power supply
24V DC*
500 mA
 listed

Consult **B LIGHT North America**
Lighting Group Network
T: 212.775.6363
E: info@lightinggroupnetwork.com



code	description	dimensions mm
69842	IP68 connector, 1 IN - 1 OUT, 2 wires	W37xD22xH37
69843	IP68 connector, 1 IN - 3 OUT, series wiring, 4 wires	W78xD30xH20
69847	IP68 connector, 1 IN - 3 OUT, parallel wiring, 2 wires	W45xD30xH17

OPTIONAL ACCESSORIES



code	description	dimensions mm
69859	stainless steel AISI 304 spike	Ø42xH200
69876-A	anti-glare snoot - grey RAL 9006	Ø56xH85
69876-F	anti-glare snoot - golden bronze	Ø56xH85
69876-Q	anti-glare snoot - anthracite RAL 7024	Ø56xH85