



MAIA DUO

SPECIFICATIONS

base code	67255
typology	Projector
mounting	On surface by fixing base or on ground using stainless steel AISI 304 spike (code 69859) to be separately ordered as accessory
height	110 mm / 4.3"
diameter	54 mm / 2.1"
length	82 mm / 3.2"
construction	Fixture: turning and milling aluminum. Stainless steel A2 screws. Lens: PMMA. Protective glass complete with silicone gasket
finishes	Powder coated
ingress protection	IP66. North America wet location. Built-in protection from water infiltration and moisture
lamp type	LED array on printed circuit board. Remote power supply not included
lamp wattage	6W at 48V DC and 500 mA. North America 24V DC and 500 mA
lamp lumens	630lm
delivered lumens	400lm (3000K CRI93, 36°)
lumen maintenance	50.000h L90
beam	16°, 36°, 45°. Adjustable 330° on the vertical plane
kelvin	2200K CRI80, 2200K CRI93, 2700K CRI93, 3000K CRI93 / 3 step MacAdam ellipse
special features	Unpolarized electronic system (24V DC: reverse polarity protection) - Safe wiring. Water drainage system - Water stop technology.
dimming options	48V DC, 24V DC: Thermal Sensor - Two wires dimming Push button, potentiometer, 0-10V, DALI, DMX, KNX. Dimming options depend on power supply and additional control units to be separately ordered as accessories
listings	CE, ETL listed for wet location





MAIA DUO

ORDER CODE

BASE CODE

67255

A . POWER SUPPLY

- 8** 48V DC power supply NOT included
- L** 500 mA power supply NOT included
- R**  listed 24V DC power supply NOT included
- U**  listed 500 mA power supply NOT included

B . KELVIN

- 5** 3000K CRI93
- 8** 2700K CRI93
- D** 2200K CRI93 (500 mA)
- I** 2200K CRI80 (24/48V DC)

C . BEAM

- 2** spot 16°
- 4** flood 36°
- 5** wide flood 45°

BASE CODE A B C D

Example: **67255 8 8 4 5 = 67255-8845**

D . FINISHES

- A** grey RAL 9006 
- F** golden bronze 
- Q** anthracite RAL 7024 



MAIA DUO

ACCESSORIES


REQUIRED ACCESSORIES - NOT INCLUDED

code	output power	input voltage / frequency	IP	dimensions mm
69180	30W	90-264V 47-63Hz	IP20	L160xW46xH30
69185	40W	90-305V 47-63Hz	IP67	L171xW62xH37
69186	60W	90-305V 47-63Hz	IP67	L171xW62xH37
69195	75W	100-305V 47-63Hz	IP67	L180xW63xH36
69096	55W	99-264V 50-60Hz	IP20	L129xW76xH30
69095	ON/OFF, 12W / max 1	90-264V 50-60Hz	IP20	L115xW34xH19
69091	1-10V, 20W / max 2	99-264V 50-60Hz	IP20	L120xW52xH22
69080	DALI, 20W / max 2	220-240V 50-60Hz	IP20	L120xW52xH22
69206	DALI, 24W / max 3	99-264V 50-60Hz	IP67	L122xW54xH26

*for a perfect dimming, it is necessary that the power supply is saturated to 100%

Class 2 power supply 24V DC 500 mA

Consult **B LIGHT North America**
Lighting Group Network
T: 212.775.6363
E: info@lightinggroupnetwork.com



code	description	dimensions mm
69842	IP68 connector, 1 IN - 1 OUT, 2 wires	W37xD22xH37
69843	IP68 connector, 1 IN - 3 OUT, series wiring, 4 wires	W78xD30xH20
69847	IP68 connector, 1 IN - 2 OUT, parallel wiring, 2 wires	W45xD30xH17

OPTIONAL ACCESSORIES

code	description	dimensions mm
69859	stainless steel AISI 304 spike	Ø42xH200
69876-A	anti-glare snoot - grey RAL 9006	Ø56xH85
69876-F	anti-glare snoot - golden bronze	Ø56xH85
69876-Q	anti-glare snoot - anthracite RAL 7024	Ø56xH85

SPECIAL FEATURE: WATER DRAINAGE SYSTEM



When aimed upwards, the water is collected in the cup and is drained from the bezel cavities

