




DIFFUSED AND COMPLETELY HOMOGENEOUS LIGHT

# LINEAR TUBE SLIM

## SPECIFICATIONS

base code	674
typology	Compact, linear surface luminaire with symmetrical light distribution
mounting	Via spring clips (code 69813) or via security brackets (code 69821) to be separately ordered as accessories
length	Available in twelve lengths, from 301 to 3051 mm / from 11.85" to 120.12"
diameter	24 mm / 0.94"
construction	Extruded aluminum fixture. End caps in turning and milling aluminum or stainless steel AISI 316L complete with silicone gaskets. Diffuser in frosted PMMA. Enclosure in transparent polycarbonate
finishes	Anodized or polished stainless steel
ingress protection	IP67. North America wet location. Built-in protection from water infiltration and moisture
lamp type	Linear LED array on printed circuit board. PCB L 250 mm / 9.84". PCB increment 250 mm / 9.84" - 3000 mm / 118.11" max. Custom dimensions on request. Remote power supply not included
LED pitch	4,5 mm / 0.18" (224 LEDs per meter)
lamp wattage	From 5W to 60W at 48V DC. North America 24V DC
lamp lumens	PCB L 250: 2700K CRI93 - 400lm, 3000K CRI93 - 400lm, 4000K CRI93 - 430lm
delivered lumens	PCB L 250: 290lm (3000K CRI93)
lumen maintenance	50.000h L90
beam	Diffused
kelvin	2700K CRI93, 3000K CRI93 and 4000K CRI93 / 3 step MacAdam ellipse
special features	Reverse polarity protection - Two wires dimming - Water stop technology. Diffuse and completely homogenous light distribution across the entire surface
dimming options	Push button, potentiometer, 1-10V, DALI, DMX, KNX. Dimming options depend on power supply and additional control units to be separately ordered as accessories
listings	CE, ETL listed for wet location




\*weight based on 250 mm / 9.84"





# LINEAR TUBE SLIM

## ORDER CODE



BASE CODE	A1 . LENGTH	A . POWER SUPPLY	B . KELVIN	C . DIFFUSER
<b>674</b>	<b>61</b> 301 mm 5 W <b>62</b> 551 mm 10 W <b>63</b> 801 mm 15 W <b>64</b> 1051 mm 20 W <b>65</b> 1301 mm 25 W <b>66</b> 1551 mm 30 W <b>67</b> 1801 mm 35 W <b>68</b> 2051 mm 40 W <b>69</b> 2301 mm 45 W <b>70</b> 2551 mm 50 W <b>71</b> 2801 mm 55 W <b>72</b> 3051 mm 60 W	<b>8</b> 48V DC EXCL. power supply  <b>R</b>  listed 24V DC EXCL. power supply	<b>4</b> 4000K CRI93 <b>5</b> 3000K CRI93 <b>8</b> 2700K CRI93	<b>1</b> frosted PMMA

Example: BASE CODE **674** A1 **61** A **8** B **5** C **1** D **1** E **A** = **67461-8511A**

### D . FINISHES

- 1** grey anodized 
- 5** polished stainless steel 

### E . OTHER

- A** 90 degrees cable exit 
- B** straight cable exit 

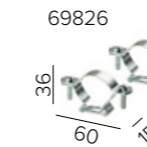

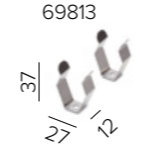


# LINEAR TUBE SLIM

## ACCESSORIES

### REQUIRED ACCESSORIES - NOT INCLUDED

code	description	dimensions mm
69813	two stainless steel AISI 301 spring clips (place a spring clip every 50 cm / 19.69")	W27xD12xH37
69821	two security brackets in grey anodized aluminum (place a bracket every 50 cm / 19.69")	Ø38xD12xH36
69823	two security brackets in stainless steel AISI 316L (place a bracket every 50 cm / 19.69")	Ø38xD12xH36
69826	two security brackets in galvanized steel (place a bracket every 50 cm / 19.69")	L60xD15xH36



### Power supply 48V DC ON/OFF\*

code	output power	input voltage / frequency	IP	dimensions mm
69180	30W	90-264V 47-63Hz	IP20	L160xW46xH30
69181	40W	90-305V 47-63Hz	IP67	L163xW43xH32
69182	60W	90-305V 47-63Hz	IP67	L163xW43xH32
69187	100W	90-305V 47-63Hz	IP67	L220xW68xH39
69188	150W	90-305V 47-63Hz	IP67	L228xW68xH39

### Power supply 48V DC 1-10V<sup>1)</sup> or ON/OFF\* for ambient temperature up to 60° C

69185	40W	90-305V 47-63Hz	IP67	L171xW62xH37
69186	60W	90-305V 47-63Hz	IP67	L171xW62xH37
69187	100W	90-305V 47-63Hz	IP67	L220xW68xH39
69188	150W	90-305V 47-63Hz	IP67	L228xW68xH39

### Power supply 48V DC DALI<sup>1)</sup> for ambient temperature up to 60° C

69195	75W	100-305V 47-63Hz	IP67	L180xW63xH36
69196	100W	100-305V 47-63Hz	IP67	L199xW63xH36
69197	150W	100-305V 47-63Hz	IP67	L219xW63xH36

<sup>1)</sup>for a perfect dimming, it is necessary that the power supply is saturated to 100%

### Power supply 48V DC 1-10V and DALI


69096	55W	99-264V 50-60Hz	IP20	L129xW76xH30
-------	-----	-----------------	------	--------------

### Power supply 48V DC 0-10V

69097	120W	90-305V 47-63Hz	IP67	L191xW63xH38
-------	------	-----------------	------	--------------

### Class 2 power supply 24V DC

Consult **B LIGHT North America**  
Lighting Group Network  
T: 212.775.6363  
E: info@lightinggroupnetwork.com



code	description	dimensions mm
69840	IP68 connector, 1IN - 1 OUT, 4 wires for RGB	W42xD29xH42
69842	IP68 connector, 1IN - 1 OUT, 2 wires	W37xD22xH37
69843	IP68 connector, 1IN - 3 OUT, parallel wiring, 4 wires for RGB	W78xD30xH20
69847	IP68 connector, 1IN - 2 OUT, parallel wiring, 2 wires	W45xD30xH17

\*To choose the power supply, always add a spare 20% as safety margin.  
See pag 587 for cable size and max wiring distance from power supply to last connected luminaire