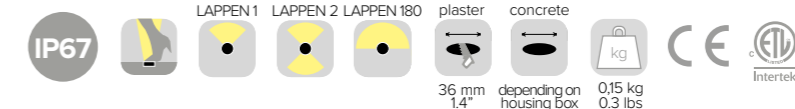


LAPPEN


SPECIFICATIONS

base code	LAPPEN 1: 66717 - LAPPEN 2: 66718 - LAPPEN 180: 66720
typology	In-ground grazing luminaire or wall mounted steplight. One light sector 90° (LAPPEN 1), two light sectors 90° (LAPPEN 2), one light sector 180° (LAPPEN 180)
mounting	In plasterboard using spring clip (code 69834) to be separately ordered as accessory, or in concrete using o-ring and housing box to be separately ordered as accessory
diameter	44 mm / 1.7"
height	67 mm / 2.6"
required depth	80 mm / 3.2" if mounting in plasterboard - 130 mm / 5.1" if mounting in concrete
first fit requirement	Yes, separate housing box for concrete (code 69301 or code 69391)
cut out	Plasterboard: 36 mm / 1.4" - Concrete: depending on housing box
construction	Turning and milling aluminum or stainless steel AISI 304. Lens: PMMA. Protective glass in PMMA complete with silicone gasket. ABS (code 69391) or PVC (code 69301) housing box
finishes	Bezel: powder coated. Heat sink: anodized
ingress protection	IP67. North America: wet location. Built-in protection from water infiltration and moisture
lamp type	LED array on printed circuit board. Remote power supply not included
lamp wattage	3W at 24V DC. For Yacht operating voltage 20V-30V
delivered lumens	130lm
lumen maintenance	50.000h L85
kelvin	2200K CRI80, 2700K CRI93, 3000K CRI93 / 3 step MacAdam ellipse
special features	Reverse Polarity Protection. Thermal Sensor. Safe Wiring. Two Wires Dimming. Water Stop Technology
control protocols	0-10V, DMX or DALI
certifications	CE, ETL listed (certified to UL 2108, CSA C22.2)








LAPPEN

ORDER CODE

BASE CODE	A . POWER SUPPLY	B . KELVIN	C . DIFFUSER
66717 LAPPEN 1	9 24V DC (20V - 30V) power supply NOT included	5 3000K CRI93	1 frosted
66718 LAPPEN 2		8 2700K CRI93	
66720 LAPPEN 180	R  listed 24V DC power supply NOT included	I 2200K CRI80	

BASE CODE A B C D
Example: **66720 9 5 1 6 = 66720-9516**

D . FINISHES	A	Q
6 white RAL 9003 	A grey RAL 9006 	
F golden bronze 	Q anthracite RAL 7024 	



LAPPEN

ACCESSORIES

REQUIRED ACCESSORIES - NOT INCLUDED

Power supply 24V DC*, ON/OFF ambient temperature up to 60°C

code	output power	input voltage / frequency	IP	dimensions mm
69061	40W	90-305V 47-63Hz	IP67	L171xW62xH37

Power supply 24V DC*, DALI

69220	120W	90-305V 47-63Hz	IP65	L191xW63xH38
-------	------	-----------------	------	--------------

Power supply 24V DC*, 0-10V

69215	60W	90-305V 47-63Hz	IP65	L150xW53xH35
-------	-----	-----------------	------	--------------

Class 2 power supply 24V DC*



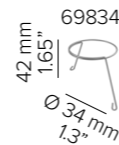
Consult **B LIGHT North America** Lighting Group Network
T: 212.775.6363
E: info@lightinggroupnetwork.com

code	description	dimensions mm
69865	IP68 connector, 1 IN - 1 OUT, 2 wires	W37xD22xH37
69847	IP68 connector, 1 IN - 3 OUT, parallel wiring, 2 wires	W45xD30xH17



OPTIONAL ACCESSORIES

69834	spring clip for plasterboard	Ø34xH42
69301	indoor housing box for concrete	Ø40xH130
69391	outdoor housing box for concrete	Ø120xH130



*To choose the power supply, always add a spare 20% as safety margin.
See pag 519 for cable size and max wiring distance from power supply to last connected luminaire