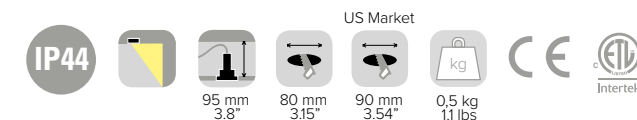


# INSIDE 75 WW

## SPECIFICATIONS

base code	64149
typology	Glare free trimless wallwasher
mounting	In plasterboard using mounting frame to be separately ordered
aperture	75 mm / 3"
height	Fixed: 105 mm / 4.1". Adjustable: 122 mm / 4.8". Asymmetrical: 78 mm / 3.1"
required depth	Fixed: 120 mm / 4.7". Adjustable: 137 mm / 5.4". Asymmetrical: 100 mm / 3.9"
first fit requirement	Yes, separate mounting frame for plaster ceiling. Height adjustable mounting frame for ceiling thickness from 10 to 30 mm / from 0.4" to 1.2" (code 69377). Mounting frame for ceiling thickness 13 mm / 0.5" (code 69372). Mounting frame for plasterboard US market (code 69541)
ceiling cut out	80 mm / 3.15". US Market: 90 mm / 3.54"
construction	Fixture and mounting frame: turning and milling aluminum. Reflector: polycarbonate. Protective glass in PMMA or softening glass
finishes	Powder coated. Heat sink anodized
ingress protection	IP44. North America damp location
lamp type	LED array on printed circuit board. Remote power supply not included
lamp wattage	8W at 48V DC. North America 24V DC
lamp lumens	720lm
delivered lumens	470lm
lumen maintenance	50.000h L90
beam	Asymmetrical reflector: 5° - 75° towards the wall
kelvin	2200K CRI80, 2700K CRI93, 3000K CRI93 and 4000K CRI93 / 3 step MacAdam ellipse
special features	48V DC: unpolarized electronic system. 24V DC: reverse polarity protection. Thermal Sensor - Safe wiring - Two wires dimming. Designed with an asymmetrical reflector, offers longitudinal cut-off and delivers glare free homogeneous light from the upper edge of the wall with no visible dark zones
dimming options	Push button, potentiometer, 0-10V, DALI, DMX, KNX. Dimming options depend on power supply and additional control units to be separately ordered as accessories
listings	CE, ETL listed for damp location



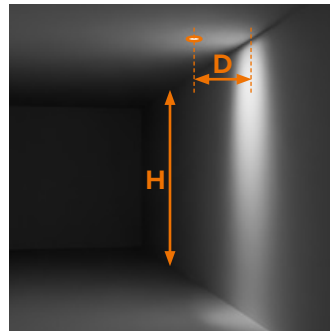
# INSIDE 75 WW

## INSTALLATION GUIDE

FOR A GOOD UNIFORMITY OF LIGHT ON THE WALL, FOLLOW THESE RULES:


1

The **distance from the wall (D)** shall be H/5




2

The **spacing between luminaires (S)** and the **distance from the wall (D)** shall be the same




Example

H 3 m / 9' 10" | S, D 0,6 m / 1' 11"




20lx | 50lx | 100lx | 200lx

## DOWNLIGHT WALLWASHER: AVAILABLE OPTIONS FOR DIFFERENT HEIGHTS



**OKKIO 60 WW**  
10W, 620lm delivered

SEE PAGE 205



# INSIDE 75 WW

## ORDER CODE

### BASE CODE

64149

### A . POWER SUPPLY

- 8** 48V DC power supply NOT included
- R** listed 24V DC power supply NOT included

### B . KELVIN

- 4** 4000K CRI93
- 5** 3000K CRI93
- 8** 2700K CRI93
- I** 2200K CRI80

### C . BEAM

- W** Wallwasher

Example: BASE CODE A B C D  
64149 8 8 W 6 = 64149-88W6

### D . FINISHES

- 2** black RAL 9005



- 6** white RAL 9003



## ACCESSORIES

### REQUIRED ACCESSORIES - NOT INCLUDED

code	description	dimensions mm			
69372	mounting frame for ceiling thickness 13 mm / 0.5"	Ø80xH13			
69377	height adjustable mounting frame for ceiling thickness from 10 to 30 mm / from 0.4" to 1.2"	Ø80xH10-30			
69541	mounting frame for plasterboard US market	Ø80xH13			
code	output power	input voltage / frequency	IP	dimensions mm	
69180	30W	90-264V	47-63Hz	IP20	L160xW46xH30
69181	40W	90-305V	47-63Hz	IP67	L163xW43xH32
69182	60W	90-305V	47-63Hz	IP67	L163xW43xH32
69187	100W	90-305V	47-63Hz	IP67	L220xW68xH39
69185	40W	90-305V	47-63Hz	IP67	L171xW62xH37
69186	60W	90-305V	47-63Hz	IP67	L171xW62xH37
69187	100W	90-305V	47-63Hz	IP67	L220xW68xH39
69195	75W	100-305V	47-63Hz	IP67	L180xW63xH36
69196	100W	100-305V	47-63Hz	IP67	L199xW63xH36
69096	55W	99-264V	50-60Hz	IP20	L129xW76xH30
69097	120W	90-305V	47-63Hz	IP67	L191xW63xH38

<sup>1</sup>for a perfect dimming, it is necessary that the power supply is saturated to 100%

Consult **B LIGHT North America**  
Lighting Group Network  
T: 212.775.6363  
E: info@lightinggroupnetwork.com