


DOT 30 FW NEW

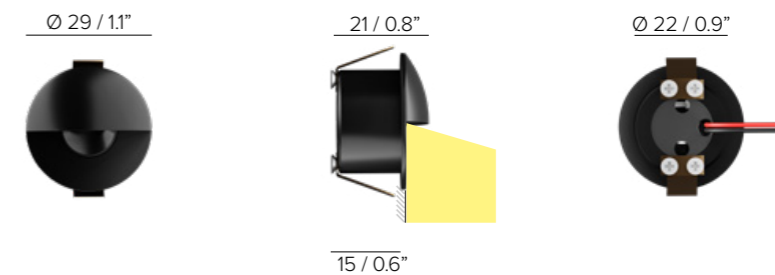


SPECIFICATIONS

base code	64051
typology	Glare free compact steplight with asymmetrical (floorwasher) light distribution
mounting	In any material using springs (included)
diameter	29 mm / 1.1"
height	21 mm / 0.8"
required depth	16 mm / 0.6"
ceiling cut out	24 mm / 0.95"
construction	Fixture and flange: turning and milling aluminum. Reflector: polycarbonate
finishes	Powder coated. Heat sink anodized
ingress protection	IP30. North America dry location
lamp type	LED array on printed circuit board. Remote power supply not included
lamp wattage	0,5W or 1W at 24V DC (Min / max operating voltage: 20V - 30V)
lamp lumens	0,5W: 45lm. 1W: 90lm
delivered lumens	0,5W: 12lm. 1W: 25lm
lumen maintenance	50.000h L90
beam	Asymmetrical reflector (wallwasher + 25°)
kelvin	2700K CRI93, 3000K CRI93 or 4000K CRI93/ 3 step MacAdam ellipse
special features	Thanks to the design of the reflector, the luminaire is totally glare free. The asymmetrical reflector delivers homogeneous light from the lower edge of the wall with no visible dark zones
dimming options	Push button, potentiometer, 0-10V, DALI, DMX, KNX. Dimming options depend on power supply and additional control units to be separately ordered as accessories
standards	CE, ETL approval pending



ASYMMETRICAL REFLECTOR: FLOORWASHER



DOT 30 FW

ORDER CODE

BASE CODE

64051

A . POWER SUPPLY

2 24V DC power supply NOT included

R  listed 24V DC power supply NOT included

B . KELVIN

4 4000K CRI93

5 3000K CRI93

8 2700K CRI93

C . BEAM

C black asymmetrical

Example: BASE CODE **64051** A **2** B **5** C **C** D **2** E **A** = **64051-25C2A**

D . FINISHES

2 black RAL 9005 

6 white RAL 9003 

E . OTHER

A lamp wattage 0,5W

B lamp wattage 1W




DOT 30 FW


ACCESSORIES

REQUIRED ACCESSORIES - NOT INCLUDED

	code	output power	input voltage / frequency	IP	dimensions mm
Power supply 24V DC*, ON/OFF	69041	18W	198-264V	50-60Hz	IP20 L124xW42xH30
Power supply 24V DC*, DALI	69204	20W	99-264V	50-60Hz	IP20 L103xW67xH21
Power supply 24V DC*, 1-10V	69212	20W	99-264V	50-60Hz	IP20 L103xW67xH21
Class 2 power supply 24V DC 500 mA	Consult B LIGHT North America Lighting Group Network T: 212.775.6363 E: info@lightinggroupnetwork.com				



DOT 30 FW
1W, 25lm delivered



10lx 30lx 60lx 100lx

FLOORWASHER: AVAILABLE OPTIONS



ATRIA FW
8W, 530lm delivered

SEE PAGE 205

