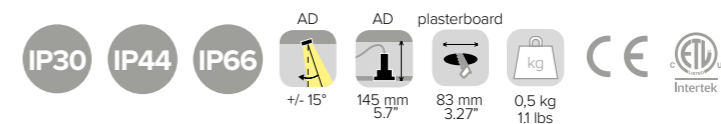
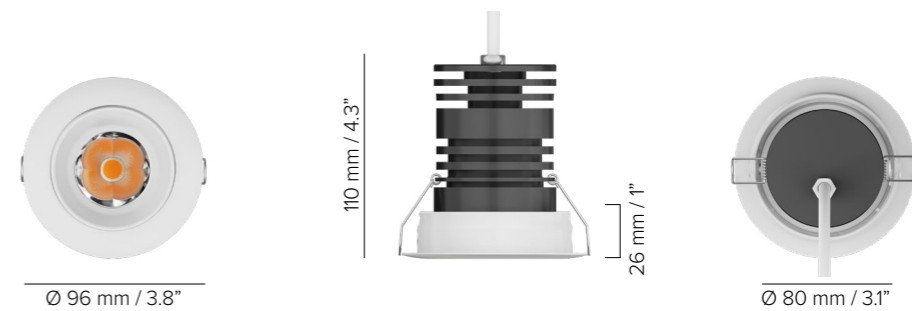



# BASTER XS R

## SPECIFICATIONS



base code	66142
typology	Glare free adjustable downlight
mounting	In plasterboard using springs (included)
diameter	96 mm / 3.8"
height	110 mm / 4.3"
required depth	145 mm / 5.7"
ceiling cut-out	83 mm / 3.27"
construction	Fixture and flange: turning and milling aluminum. Reflector: polycarbonate. Protective glass in PMMA or softening glass
finishes	Powder coated
ingress protection	IP30, IP44 or IP66. North America: dry, damp or wet location
lamp type	COB. Remote power supply not included
lamp wattage	10W at 24V DC and 500mA. For Yacht operating voltage 20V-30V. <b>Vf 17,8V DC.</b> Tunable white: maximum wattage 10W (CH1 + CH2 max 10W, one channel max 10W)
delivered lumens	IP30: 850lm (30°) - 930lm (50°) - 970lm (70°) IP44 / IP66: 760lm (30°) - 840lm (50°) - 870lm (70°)
lumen maintenance	50.000h L90
beam	30°, 50°, 70°. The optical system can be rotated by 360° around the vertical axis. Inclination angle adjustable from below 0° to 15°
kelvin	2700K CRI93, 3000K CRI93, 4000K CRI93 / 3 step MacAdam ellipse or tunable white 1800K - 4000K CRI93
special features	Safe Wiring. Two Wires Dimming. Designed with high performance reflectors, delivers glare free homogeneous light. UGR<10 (30°), UGR<19 (50°), UGR<25 (70°)
control protocols	0-10V, DMX or DALI
certifications	CE, ETL listed (certified to UL 2108, CSA C22.2)



# BASTER XS R


## ORDER CODE

### BASE CODE

66142

### A . POWER SUPPLY

**2** 24V DC (20V - 30V)  
FOR YACHT ONLY  
power supply  
NOT included



**L** 500 mA  
power supply  
NOT included

**U** listed  
500 mA  
power supply  
NOT included

### B . KELVIN

**4** 4000K CRI93

**5** 3000K CRI93

**8** 2700K CRI93

**7** tunable white  
1800K - 4000K CRI93

### C . BEAM

**4** spot 30°

**F** spot 30°,  
softening glass

**5** flood 50°

**G** flood 50°,  
softening glass

**8** wide flood 70°

**H** wide flood 70°,  
softening glass



BASE CODE A B C D E

Example: **66142 2 8 4 6 A = 66142-2846A**

### D . FINISHES

**2** black  
RAL 9005



**6** white  
RAL 9003



**A** grey  
RAL 9006



### E . INGRESS PROTECTION

**A** IP30

**B** IP44

**C** IP66



# BASTER XS R

## ACCESSORIES

### REQUIRED ACCESSORIES - NOT INCLUDED

Power supply  
500 mA  
max No. fixtures

code	output power	input voltage	frequency	IP	dimensions mm	through cut out
69109	ON/OFF, 10W / max 1	198-264V	50-60Hz	IP20	L100xW43xH23	YES
69091	1-10V, 20W / max 2	99-264V	50-60Hz	IP20	L120xW52xH22	YES
69080	DALI, 20W / max 2	220-240V	50-60Hz	IP20	L120xW52xH22	YES
69206	DALI, 24W / max 2	99-264V	50-60Hz	IP67	L122xW54xH26	YES

Power supply  
tunable white  
500 mA  
max No. fixtures

69119	DALI DT8, 25W / max 2	198-264V	50-60Hz	IP20	L123xW79xH30	NO
-------	-----------------------	----------	---------	------	--------------	----

Class 2 power supply  
500 mA



Consult **B LIGHT North America**  
Lighting Group Network  
T: 212.775.6363  
E: info@lightinggroupnetwork.com

Power supply selection		
DC MIN Output (V)	LED < 17,8V DC (Vf)	DC MAX Output (V)

