

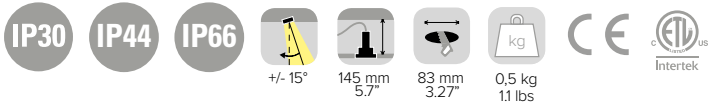
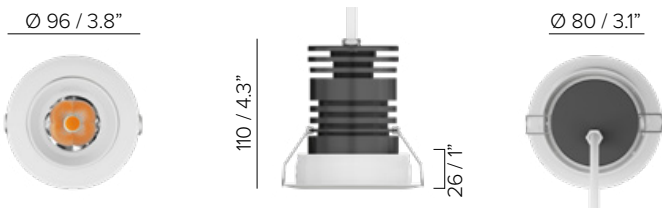


BASTER XS R NEW



SPECIFICATIONS

base code	66142
typology	Glare free adjustable downlight with recessed trim
mounting	In plasterboard using springs (included)
diameter	96 mm / 3.8"
height	110 mm / 4.3"
required depth	145 mm / 5.7"
ceiling cut-out	83 mm / 3.27"
construction	Fixture and flange: turning and milling aluminum. Reflector: polycarbonate. Protective glass in PMMA or softening glass
finishes	Powder coated
ingress protection	IP30, IP44 or IP66. North America dry, damp or wet location
lamp type	COB. Remote power supply not included
lamp wattage	10W at 500mA. Vf 17,8V DC. Tunable white: Maximum wattage 10W (CH1 + CH2 max 10W, one channel max 10W)
lamp lumens	980lm
delivered lumens	IP30: 850lm (30°) - 930lm (50°) - 970lm (70°) IP44 / IP66: 760lm (30°) - 840lm (50°) - 870lm (70°)
lumen maintenance	50.000h L90
beam	30°, 50°, 70°. The optical system can be rotated by 360° around the vertical axis. Inclination angle adjustable from below 0° to 15°
kelvin	2200K CRI93, 2700K CRI93, 3000K CRI93, 4000K CRI93 / 3 step MacAdam ellipse or Tunable white (1800K - 4000K) CRI93
special features	Safe wiring - Two wires dimming. Designed with high performance reflectors, delivers glare free homogeneous light. UGR<10 (30°), UGR<19 (50°), UGR<25 (70°)
dimming options	Push button, potentiometer, 0-10V, DALI, DMX, KNX. Dimming options depend on power supply and additional control units to be separately ordered as accessories
listings	CE, ETL listed for wet location



BASTER XS R

ORDER CODE

BASE CODE	A . POWER SUPPLY	B . KELVIN	C . BEAM	D . FINISHES	E . OTHER
66142	L 500 mA power supply NOT included U  listed 500 mA power supply NOT included	4 4000K CRI93 5 3000K CRI93 8 2700K CRI93 D 2200K CRI93 ¹ 7 tunable white 1800K - 4000K CRI93 ¹ with filter glass	4 spot 30° 5 flood 50° 8 wide flood 70°	2 black RAL 9005  A grey RAL 9006 	A IP30 C IP66 B IP44

Example: BASE CODE **66142** A **L** B **8** C **4** D **6** E **A** = **66142-L846A**



BASTER XS R


ACCESSORIES

REQUIRED ACCESSORIES - NOT INCLUDED

	code	output power	input voltage / frequency	IP	dimensions mm
Power supply 500 mA max No. fixtures	69109	ON/OFF, 10W / max 1	198-264V	50-60Hz IP20	L100xW43XH23
	69091	1-10V, 20W / max 2	99-264V	50-60Hz IP20	L120xW52XH22
	69080	DALI, 20W / max 2	220-240V	50-60Hz IP20	L120xW52xH22
	69206	DALI, 24W / max 2	99-264V	50-60Hz IP67	L122xW54xH26
Power supply for Tunable white 500 mA max No. fixtures	69119	DALI DT8, 25W / max 2	198-264V	50-60Hz IP20	L123xW79XH30
Class 2 power supply 500 mA	Consult B LIGHT North America Lighting Group Network T: 212.775.6363 E: info@lightinggroupnetwork.com				

Power supply selection		
DC MIN Output (Vf)	LED 17,8V DC (Vf)	DC MAX Output (Vf)

OPTIONAL ACCESSORIES

	code	description	dimensions mm
69878  3 / 0,1" Ø 59 / 2.3"	69878	softening glass	Ø59xH3

