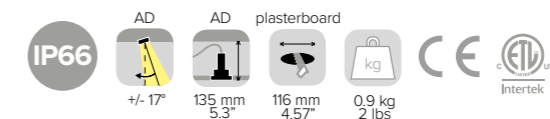




BASTER X1 R

SPECIFICATIONS

base code	64222
typology	Adjustable downlight
mounting	In plasterboard using springs (included)
diameter	129 mm / 5.1"
height	113 mm / 4.5"
required depth	135 mm / 5.3"
ceiling cut out	116 mm / 4.57"
construction	Fixture and flange: turning and milling aluminum. Reflector: polycarbonate. Protective glass or PMMA complete with silicone gasket
finishes	Powder coated. Heat sink anodized
ingress protection	IP66. North America: wet location
lamp type	COB. Remote power supply not included
lamp wattage	16W at 24V DC and 500 mA. North America: 16W at 500 mA
delivered lumens	1300lm (3000K CRI93, 36°)
lumen maintenance	50.000h L90
beam	15°, 36°, 51°. The optical system can be rotated by 360° around the vertical axis. Inclination angle adjustable from below 0° to 17°
kelvin	2700K CRI93, 3000K CRI93 and 4000K CRI93 / 3 step MacAdam ellipse
special features	Two Wires Dimming. 24V DC: Reverse Polarity Protection. Thermal Sensor. Safe Wiring
control protocols	0-10V, DMX or DALI
certifications	CE, ETL listed (certified to UL 2108, CSA C22.2)






BASTER X1 R

ORDER CODE

BASE CODE	A . POWER SUPPLY	B . KELVIN	C . BEAM
64222	<p>2 24V DC power supply NOT included</p> <p>L 500 mA power supply NOT included</p> <p>U  listed 500 mA power supply NOT included</p>	<p>4 4000K CRI93</p> <p>5 3000K CRI93</p> <p>8 2700K CRI93</p>	<p>2 spot 15°</p> <p>4 flood 36° </p> <p>5 wide flood 51°</p>

Example: BASE CODE **64222** A **2** B **8** C **4** D **6** = **64222-2846**

D . FINISHES
<p>6 white RAL 9003 </p> <p>A grey RAL 9006 </p>

ACCESSORIES

REQUIRED ACCESSORIES - NOT INCLUDED

code	output power	input voltage / frequency	IP	dimensions mm	through cut out
69061	40W	90-305V 47-63Hz	IP67	L171xW62xH37	YES
69062	60W	90-305V 50-60Hz	IP67	L171xW62xH37	YES
69063	100W	90-305V 50-60Hz	IP67	L220xW68xH39	YES
69220	120W	90-305V 47-63Hz	IP65	L191xW63xH38	YES
69215	60W	90-305V 47-63Hz	IP65	L150xW53xH35	YES
69088	ON/OFF, 20W / max 1	100-264V 50-60Hz	IP20	L135xW38xH28	YES
69091	1-10V, 20W / max 1	99-264V 50-60Hz	IP20	L120xW52xH22	YES
69080	DALI, 20W / max 1	220-240V 50-60Hz	IP20	L120xW52xH22	YES
69206	DALI, 24W / max 1	99-264V 50-60Hz	IP67	L122xW54xH26	YES

Class 2 power supply 500 mA  listed Consult **B LIGHT North America** Lighting Group Network
 T: 212.775.6363
 E: info@lightinggroupnetwork.com