



BASTER X1 R

SPECIFICATIONS




base code	64222
typology	Round adjustable downlight with recessed trim
mounting	In plasterboard using springs (included)
diameter	129 mm / 5.1"
height	113 mm / 4.5"
required depth	135 mm / 5.3"
ceiling cut out	116 mm / 4.57"
construction	Fixture and flange: turning and milling aluminum. Reflector: polycarbonate. Protective glass or PMMA complete with silicone gasket
finishes	Powder coated. Heat sink anodized
ingress protection	IP66. North America wet location
lamp type	COB. Remote power supply not included
lamp wattage	16W at 48V DC and 500 mA. North America 500 mA
lamp lumens	2700K CRI93 - 1780lm, 3000K CRI93 - 1840lm, 4000K CRI93 - 1970lm
delivered lumens	1300lm (3000K CRI93, 36°)
lumen maintenance	50.000h L90
beam	15°, 36°, 51°. The optical system can be rotated by 360° around the vertical axis. Inclination angle adjustable from below 0° to 17°
kelvin	2700K CRI93, 3000K CRI93 and 4000K CRI93 / 3 step MacAdam ellipse
special features	48V DC: unpolarized electronic system - Thermal Sensor - Safe wiring
dimming options	Push button, potentiometer, 0-10V, DALI, DMX, KNX. Dimming options depend on power supply and additional control units to be separately ordered as accessories
listings	CE, ETL listed for wet location





BASTER X1 R

ORDER CODE

BASE CODE	A . POWER SUPPLY	B . KELVIN	C . BEAM
64222	8 48V DC power supply NOT included L 500 mA power supply NOT included U  listed 500 mA power supply NOT included	4 4000K CRI93 5 3000K CRI93 8 2700K CRI93	2 spot 15° 4 flood 36° 5 wide flood 51°
Example: BASE CODE 64222 A 8 B 8 C 4 D 6 = 64222-8846			
D . FINISHES			
6 white RAL 9003		A grey RAL 9006	

ACCESSORIES

REQUIRED ACCESSORIES - NOT INCLUDED

	code	output power	input voltage / frequency	IP	dimensions mm
Power supply 48V DC* ON/OFF	69180	30W	90-264V	47-63Hz IP20	L160xW46xH30
	69181	40W	90-305V	47-63Hz IP67	L163xW43xH32
	69182	60W	90-305V	47-63Hz IP67	L163xW43xH32
	69187	100W	90-305V	47-63Hz IP67	L220xW68xH39
	69188	150W	90-305V	47-63Hz IP67	L228xW68xH39
	Power supply 48V DC* ON/OFF for ambient temperature up to 60° C	69185	40W	90-305V	47-63Hz IP67
69186		60W	90-305V	47-63Hz IP67	L171xW62xH37
69187		100W	90-305V	47-63Hz IP67	L220xW68xH39
69188		150W	90-305V	47-63Hz IP67	L228xW68xH39
Power supply 48V DC* DALI®	69195	75W	100-305V	47-63Hz IP67	L180xW63xH36
Power supply 500 mA max No. fixtures	69088	ON/OFF, 20W / max 1	100-264V	50-60Hz IP20	L135xW38xH28
	69091	1-10V, 20W / max 1	99-264V	50-60Hz IP20	L120xW52xH22
	69080	DALI, 20W / max 1	220-240V	50-60Hz IP20	L120xW52xH22
	69206	DALI, 24W / max 1	99-264V	50-60Hz IP67	L122xW54xH26
Class 2 power supply 500 mA	Consult B LIGHT North America Lighting Group Network T: 212.775.6363 E: info@lightinggroupnetwork.com				