


ATRIA X2 R

SPECIFICATIONS

base code	66125
typology	Round downlight with recessed trim
mounting	In plasterboard using springs (included)
diameter	119 mm / 4.7"
height	141 mm / 5.6"
required depth	160 mm / 6.3"
ceiling cut out	110 mm / 4.33"
construction	Fixture and flange: turning and milling aluminum. Reflector: polycarbonate Protective glass complete with silicone gasket
finishes	Anodized or powder coated when painted. Heat sink anodized.
ingress protection	IP66. North America: wet location
lamp type	COB. Remote power supply not included
lamp wattage	20W at 24V DC and 700 mA. North America: 20W at 700 mA
delivered lumens	2085lm (3000K CRI93, 45°)
lumen maintenance	50.000h L90
beam	22°, 45°, 58°
kelvin	2700K CRI93, 3000K CRI93 and 4000K CRI93 / 3 step MacAdam ellipse
special features	Two Wires Dimming. 24V DC: Reverse Polarity Protection. Thermal Sensor. Safe Wiring
control protocols	0-10V, DMX or DALI
certifications	CE, ETL listed (certified to UL 2108, CSA C22.2)



Ø 119 mm / 4.7"

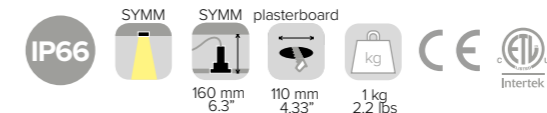


141 mm / 5.6"

22 mm / 0.9"



Ø 106 mm / 4.2"





ATRIA X2 R

ORDER CODE

BASE CODE

66125

A . POWER SUPPLY

- 2** 24V DC power supply NOT included
- L** 700 mA power supply NOT included
- U**  listed 700 mA power supply NOT included

B . KELVIN

- 4** 4000K CRI93
- 5** 3000K CRI93
- 8** 2700K CRI93

C . BEAM

- 2** spot 22°
- 4** flood 45°
- 5** wide flood 58°



BASE CODE A B C D

Example: **66125 2 8 4 6 = 66125-2846**

D . FINISHES

1 grey anodized



2 black RAL 9005




6 white RAL 9003



ACCESSORIES

REQUIRED ACCESSORIES - NOT INCLUDED

	code	output power	input voltage / frequency	IP	dimensions mm	through cut out	
Power supply 24V DC*, ON/OFF ambient temperature up to 60° C	69061	40W	90-305V 47-63Hz	IP67	L171xW62xH37	YES	
	69062	60W	90-305V 50-60Hz	IP67	L171xW62xH37	YES	
	69063	100W	90-305V 50-60Hz	IP67	L220xW68xH39	YES	
Power supply 24V DC*, DALI	69220	120W	90-305V 47-63Hz	IP65	L191xW63xH38	YES	
Power supply 24V DC*, 0-10V	69215	60W	90-305V 47-63Hz	IP65	L150xW53xH35	YES	
Power supply 700 mA max No. fixtures	69089	ON/OFF, 25W / max 1	176-264V	50-60Hz	IP20	L135xW38xH28	YES
	69092	1-10V, 25W / max 1	99-264V	50-60Hz	IP20	L103xW67xH21	YES
	69074	DALI, 32W / max 1	110-240V	50-60Hz	IP20	L103xW67xH21	YES
	69207	DALI, 30W / max 1	99-264V	50-60Hz	IP67	L122xW54xH26	YES
Class 2 power supply 700 mA  listed	Consult B LIGHT North America Lighting Group Network T: 212.775.6363 E: info@lightinggroupnetwork.com						