

# ATRIA X1 R / ATRIA X1

## SPECIFICATIONS

base code	ATRIA X1 R: 66121 - ATRIA X1: 66111
typology	Round downlight with recessed trim (ATRIA X1 R) or flat trim (ATRIA X1)
mounting	In plasterboard using springs (included), or in concrete using o-ring and aluminum housing box (code 69314) to be separately ordered as accessory
diameter	99 mm / 3.9"
height	ATRIA X1 R: 116 mm / 4.6" - ATRIA X1: 97 mm / 3.8"
required depth	ATRIA X1 R: 140 mm / 5.5" - ATRIA X1: 120 mm / 4.8" if mounting in plasterboard 140 mm / 5.5" if mounting in concrete
first fit requirement	Yes, separate housing box for concrete (code 69314)
ceiling cut out	Plasterboard and concrete: 90 mm / 3.54"
construction	Fixture and flange: turning and milling aluminum. Reflector: polycarbonate. Protective glass in PMMA complete with silicone gasket. Aluminum housing box
finishes	Anodized or powder coated when painted. Heat sink anodized.
ingress protection	IP66. North America: wet location
lamp type	COB. Remote power supply not included
lamp wattage	16W at 24V DC and 500 mA. North America: 16W at 500 mA
delivered lumens	1300lm (3000K CRI93, 36°)
lumen maintenance	50.000h L90
beam	15°, 36°, 51°
kelvin	2700K CRI93, 3000K CRI93 and 4000K CRI93 / 3 step MacAdam ellipse
special features	Two Wires Dimming. 24V DC: Reverse Polarity Protection. Thermal Sensor. Safe Wiring
control protocols	0-10V, DMX or DALI
certifications	CE, ETL listed (certified to UL 2108, CSA C22.2)



ATRIA X1

ATRIA X1 R








# ATRIA X1 R / ATRIA X1

## ORDER CODE

BASE CODE	A . POWER SUPPLY	B . KELVIN	C . BEAM
<b>66121</b> ATRIA X1 R	<b>2</b> 24V DC power supply NOT included	<b>4</b> 4000K CRI93	<b>2</b> spot 15° 
<b>66111</b> ATRIA X1	<b>L</b> 500 mA power supply NOT included	<b>5</b> 3000K CRI93	<b>4</b> flood 36°
	<b>U</b>  listed 500 mA power supply NOT included	<b>8</b> 2700K CRI93	<b>5</b> wide flood 51°

Example: BASE CODE **66111** A **2** B **8** C **4** D **6** E **A** = **66111-2846A**

D . FINISHES	E . OTHER
<b>1</b> grey anodized 	<b>A</b> springs 
<b>2</b> black RAL 9005 	<b>B</b> o-ring <sup>1</sup> 
<b>6</b> white RAL 9003 	

<sup>1</sup> with housing box cod. 69314 only



# ATRIA X1 R / ATRIA X1

## ACCESSORIES

### REQUIRED ACCESSORIES - NOT INCLUDED


code	output power	input voltage / frequency	IP	dimensions mm	through cut out
69061	40W	90-305V	47-63Hz	IP67	L171xW62xH37 YES
69062	60W	90-305V	50-60Hz	IP67	L171xW62xH37 YES
69063	100W	90-305V	50-60Hz	IP67	L220xW68xH39 YES
69220	120W	90-305V	47-63Hz	IP65	L191xW63xH38 YES
69215	60W	90-305V	47-63Hz	IP65	L150xW53xH35 YES
69088	ON/OFF, 20W / max 1	100-264V	50-60Hz	IP20	L135xW38xH28 YES
69091	1-10V, 20W / max 1	99-264V	50-60Hz	IP20	L120xW52xH22 YES
69080	DALI, 20W / max 1	220-240V	50-60Hz	IP20	L120xW52xH22 YES
69206	DALI, 24W / max 1	99-264V	50-60Hz	IP67	L122xW54xH26 YES

Power supply 24V DC\*, ON/OFF ambient temperature up to 60° C

Power supply 24V DC\*, DALI

Power supply 24V DC\*, 0-10V

Power supply 500 mA max No. fixtures

Class 2 power supply 500 mA  listed

Consult **B LIGHT North America**  
Lighting Group Network  
T: 212.775.6363  
E: info@lightinggroupnetwork.com

### OPTIONAL ACCESSORIES

code	description	dimensions mm
69314	housing box for concrete	Ø90xH140

