



ATRIA X1

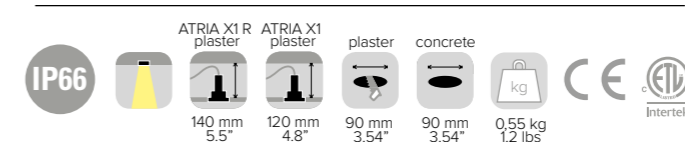


ATRIA X1 R

# ATRIA X1 R / ATRIA X1

## SPECIFICATIONS

base code	66121 ATRIA X1 R - 66111 ATRIA X1
typology	Round downlight with recessed trim (ATRIA X1 R) or flat trim (ATRIA X1)
mounting	In plasterboard using springs (included), or in concrete using o-ring and aluminum housing box (code 69314) to be separately ordered as accessory
diameter	99 mm / 3.9"
height	ATRIA X1 R: 116 mm / 4.6" - ATRIA X1: 97 mm / 3.8"
required depth	ATRIA X1 R: 140 mm / 5.5" - ATRIA X1: 120 mm / 4.8" if mounting in plasterboard 140 mm / 5.5" if mounting in concrete
first fit requirement	Yes, separate housing box for concrete (code 69314)
ceiling cut out	Plasterboard and concrete: 90 mm / 3.54"
construction	Fixture and flange: turning and milling aluminum. Reflector: polycarbonate. Protective glass in PMMA complete with silicone gasket. Aluminum housing box
finishes	Anodized or powder coated when painted. Heat sink anodized.
ingress protection	IP66. North America wet location
lamp type	COB. Remote power supply not included
lamp wattage	16W at 48V DC and 500 mA. North America 500 mA
lamp lumens	2700K CRI93 - 1780lm, 3000K CRI93 - 1840lm, 4000K CRI93 - 1970lm
delivered lumens	1300lm (3000K CRI93, 36°)
lumen maintenance	50.000h L90
beam	15°, 36°, 51°
kelvin	2700K CRI93, 3000K CRI93 and 4000K CRI93 / 3 step MacAdam ellipse
special features	48V DC: unpolarized electronic system - Thermal Sensor - Safe wiring
dimming options	Push button, potentiometer, 0-10V, DALI, DMX, KNX. Dimming options depend on power supply and additional control units to be separately ordered as accessories
listings	CE, ETL listed for wet location




# ATRIA X1 R / ATRIA X1

## ORDER CODE

### BASE CODE

- 66121** ATRIA X1 R
- 66111** ATRIA X1

### A . POWER SUPPLY

- 8** 48V DC power supply NOT included
- L** 500 mA power supply NOT included 500
- U**  listed 500 mA power supply NOT included

### B . KELVIN

- 4** 4000K CRI93
- 5** 3000K CRI93
- 8** 2700K CRI93

### C . BEAM

- 2** spot 15°
- 4** flood 36°
- 5** wide flood 51°



Example: BASE CODE A B C D E  
**66111 8 8 4 6 A = 66111-8846A**

### D . FINISHES

- 1** grey anodized 
- 6** white RAL 9003 

- 2** black RAL 9005 

### E . OTHER

- A** springs  <sup>1</sup> with housing box cod. 69314 only
- B** o-ring<sup>1</sup> 



# ATRIA X1 R / ATRIA X1

## ACCESSORIES

### REQUIRED ACCESSORIES - NOT INCLUDED

code	output power	input voltage / frequency	IP	dimensions mm
69180	30W	90-264V	47-63Hz IP20	L160xW46xH30
69181	40W	90-305V	47-63Hz IP67	L163xW43xH32
69182	60W	90-305V	47-63Hz IP67	L163xW43xH32
69187	100W	90-305V	47-63Hz IP67	L220xW68xH39
69188	150W	90-305V	47-63Hz IP67	L228xW68xH39
69185	40W	90-305V	47-63Hz IP67	L171xW62xH37
69186	60W	90-305V	47-63Hz IP67	L171xW62xH37
69187	100W	90-305V	47-63Hz IP67	L220xW68xH39
69195	75W	100-305V	47-63Hz IP67	L180xW63xH36
69088	ON/OFF, 20W / max 1	100-264V	50-60Hz IP20	L135xW38xH28
69091	1-10V, 20W / max 1	99-264V	50-60Hz IP20	L120xW52xH22
69080	DALI, 20W / max 1	220-240V	50-60Hz IP20	L120xW52xH22
69206	DALI, 24W / max 1	99-264V	50-60Hz IP67	L122xW54xH26

**Power supply 48V DC\*, ON/OFF**

**Power supply 48V DC\*, ON/OFF ambient temperature up to 60° C**


**Power supply 48V DC\* DALI<sup>®</sup>** <sup>1</sup>on / off only

**Power supply 500 mA max No. fixtures**

**Class 2 power supply 500 mA** Consult **B LIGHT North America** Lighting Group Network  
 T: 212.775.6363  
 E: info@lightinggroupnetwork.com

### OPTIONAL ACCESSORIES

code	description	dimensions mm
69314	housing box for concrete	Ø90xH140



\*To choose the power supply, always add a spare 20% as safety margin.  
 See pag 495 for cable size and max wiring distance from power supply to last connected luminaire