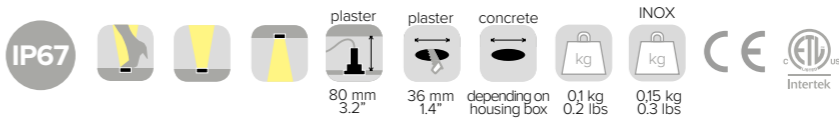
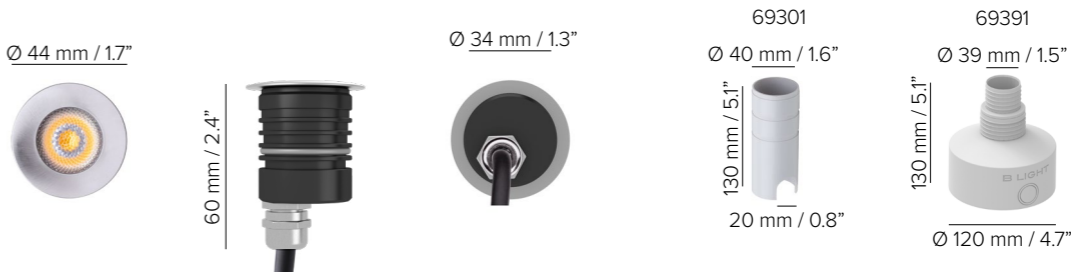




# ATRIA MINI

## SPECIFICATIONS

base code	66027
typology	Walkover uplight or downlight
mounting	In plasterboard using spring clip (code 69834) to be separately ordered as accessory, or in concrete using o-ring and housing box to be separately ordered as accessory
diameter	44 mm / 1.7"
height	60 mm / 2.4"
required depth	80 mm / 3.2" if mounting in plasterboard - 130 mm / 5.1" if mounting in concrete
first fit requirement	Yes, separate housing box for concrete (code 69301 or code 69391)
cut out	Plasterboard: 36 mm / 1.4" - Concrete: depending on housing box
construction	Turning and milling aluminum or stainless steel AISI 304. Lens: PMMA. Protective glass in PMMA complete with silicone gasket. Housing box in ABS (code 69391) or PVC (code 69301)
finishes	Bezel: anodized, stainless steel AISI 304 or powder coated when painted. Heat sink anodized or stainless steel AISI 304
ingress protection	IP67. North America wet location. Built-in protection from water infiltration and moisture
lamp type	LED array on printed circuit board. Remote power supply not included
lamp wattage	3W at 48V DC. North America: 3W at 24V DC
lamp lumens	280lm
delivered lumens	200lm (3000K CRI93, 30°)
lumen maintenance	50.000h L85
beam	20°, 30°. Honeycomb for visual comfort to be specifically ordered
kelvin	2200K CRI80, 2700K CRI93, 3000K CRI93 / 3 step MacAdam ellipse
special features	48V DC: unpolarized electronic system. 24V DC: reverse polarity protection. Thermal Sensor. Safe wiring. Two wires dimming. Water stop technology
dimming options	Push button, potentiometer, 0-10V, DALI, DMX, KNX. Dimming options depend on power supply and additional control units to be separately ordered as accessories
listings	CE, ETL listed for wet location






# ATRIA MINI

## ORDER CODE

### BASE CODE

66027

### A . POWER SUPPLY

- 8 48V DC power supply NOT included
- R  listed 24V DC power supply NOT included

### B . KELVIN

- 5 3000K CRI93
- 8 2700K CRI93
- I 2200K CRI80

### C . BEAM

- 2 spot 20°
- 4 flood 30°



Example: BASE CODE 66027 A B C D E 8 8 4 5 B = 66027-8845B

### D . FINISHES

- 1 grey anodized
- F golden bronze



- 5 stainless steel bezel and body
- R stainless steel bezel, anodized body



### E . LENS

- A honeycomb



- B clear





# ATRIA MINI

## ACCESSORIES

### REQUIRED ACCESSORIES - NOT INCLUDED

Power supply  
48V DC, 1-10V<sup>®</sup> or ON/OFF<sup>\*</sup>  
ambient temperature up to 60° C

Power supply  
48V DC<sup>\*</sup>, DALI<sup>®</sup>  
ambient temperature up to 60° C

Power supply  
48V DC, 1-10V and DALI

Class 2 power supply  
24V DC



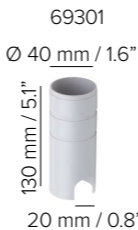
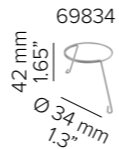
code	output power	input voltage / frequency		IP	dimensions mm
69185	40W	90-305V	47-63Hz	IP67	L171xW62xH37
69195	75W	100-305V	47-63Hz	IP67	L180xW63xH36
69096	55W	99-264V	50-60Hz	IP20	L129xW76xH30

Consult **B LIGHT North America**  
Lighting Group Network  
T: 212.775.6363  
E: info@lightinggroupnetwork.com



code	description	dimensions mm
69865	IP68 connector, 1 IN - 1 OUT, 2 wires	W37xD22xH37
69847	IP68 connector, 1 IN - 2 OUT, parallel wiring, 2 wires	W45xD30xH17

### OPTIONAL ACCESSORIES



code	description	dimensions mm
69834	spring clip for plasterboard	Ø34xH42
69301	indoor housing box for concrete	Ø40xH130
69391	outdoor housing box for concrete	Ø120xH130

<sup>\*</sup>To choose the power supply, always add a spare 20% as safety margin.  
See pag 509 for cable size and max wiring distance from power supply to last connected luminaire