


ATRIA FW

SPECIFICATIONS

base code	66129
typology	Wall mounting glare free floorwasher with flat trim
mounting	In concrete using housing box (code: 69397 or 69398) to be separately ordered as accessory
diameter	103 mm / 4.1"
height	83 mm / 3.3"
required depth	Depending on housing box
first fit requirement	Yes, separate housing box: code 69397 or code 69398 (adjustable height)
surface cut out	100 mm / 3.94"
construction	Fixture and flange: turning and milling aluminum. Lens: Polycarbonate Protective glass or PMMA complete with silicone gasket. Housing box: PVC
finishes	Anodized or powder coated
ingress protection	IP66. North America wet location
lamp type	LED array on printed circuit board. Remote power supply not included
lamp wattage	8W at 48V DC. North America 24V DC
lamp lumens	720lm
delivered lumens	530lm
lumen maintenance	50.000h L90
beam	Asymmetrical reflector: 5° - 75° towards the floor
kelvin	2200K CRI80, 2700K CRI93, 3000K CRI93 and 4000K CRI93 / 3 step MacAdam ellipse
special features	48V DC: unpolarized electronic system. 24V DC: reverse polarity protection. Thermal Sensor - Safe wiring - Two wires dimming. Designed with an asymmetrical reflector, offers longitudinal cut-off and delivers glare free homogeneous light from the lower edge of the wall with no visible dark zones
dimming options	Push button, potentiometer, 0-10V, DALI, DMX, KNX. Dimming options depend on power supply and additional control units to be separately ordered as accessories
listings	CE, ETL listed for wet location



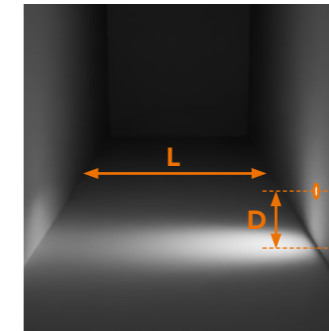
ATRIA FW

INSTALLATION GUIDE FOR THE FLOORWASHER

FOR A GOOD UNIFORMITY OF LIGHT ON THE FLOOR, FOLLOW THESE RULES:


1

The **distance from the floor (D)** shall be $L/5$



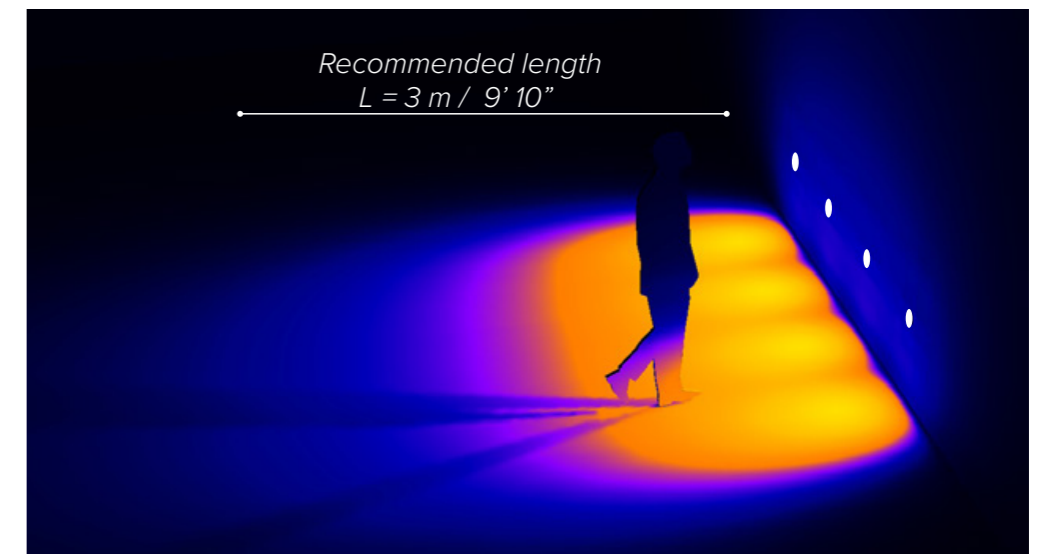
2

The **spacing between luminaires (S)** and the **distance from the floor (D)** shall be the same




Example

L	3 m / 9' 10"	S, D	0,6 m / 1' 11"
---	--------------	------	----------------




20lx 50lx 100lx 200lx

FLOORWASHER: AVAILABLE OPTIONS



DOT 30 FW
1W, 25lm delivered

SEE PAGE 205



EXCELLENT HORIZONTAL UNIFORMITY:

LIGHT IS CONVEYED PRECISELY TOWARDS THE FLOOR FROM THE LOWER EDGE OF THE WALL


ATRIA FW

ORDER CODE

BASE CODE

66129

A . POWER SUPPLY

- 8 48V DC power supply NOT included
- R  listed 24V DC power supply NOT included

B . KELVIN


- 4 4000K CRI93
- 5 3000K CRI93
- 8 2700K CRI93
- I 2200K CRI80
Only on request for North America

C . BEAM

- W Wallwasher

Example: BASE CODE 66129 A B C D 8 8 W 6 = 66129-88W6

D . FINISHES

- 1 grey anodized 

- 6 white RAL 9003 

ACCESSORIES

REQUIRED ACCESSORIES - NOT INCLUDED

69397



69398



code	description	dimensions mm
69397	housing box for concrete	Ø100xH135
69398	adjustable housing box for concrete	Ø150xH139-189

- Power supply 48V DC, ON/OFF*
- Power supply 48V DC, 1-10V[®] or ON/OFF* ambient temperature up to 60° C
- Power supply 48V DC, DALI[®] ambient temperature up to 60° C

- Power supply 48V DC, 1-10V and DALI
- Power supply 48V DC, 0-10V
- Class 2 power supply 24V DC

code	output power	input voltage / frequency	IP	dimensions mm
69180	30W	90-264V 47-63Hz	IP20	L160xW46xH30
69185	40W	90-305V 47-63Hz	IP67	L171xW62xH37
69186	60W	90-305V 47-63Hz	IP67	L171xW62xH37
69187	100W	90-305V 47-63Hz	IP67	L220xW68xH39
69195	75W	100-305V 47-63Hz	IP67	L180xW63xH36
69196	100W	100-305V 47-63Hz	IP67	L199xW63xH36
69096	55W	99-264V 50-60Hz	IP20	L129xW76xH30
69097	120W	90-305V 47-63Hz	IP67	L191xW63xH38

Consult **B LIGHT North America** Lighting Group Network
T: 212.775.6363
E: info@lightinggroupnetwork.com

*for a perfect dimming, it is necessary that the power supply is saturated to 100%

NO VISIBLE DARK ZONES
AND
LONGITUDINAL GLARE CONTROL