ATRIA 100 FW
EXCELLENT HORIZONTAL UNIFORMITY:
LIGHT IS CONVEYED PRECISELY TOWARDS THE FLOOR
FROM THE LOWER EDGE OF THE WALL

LUMINAIRES FOR TOTALLY GLARE FREE ZONES

ATRIA FW

NEW

PLUS

SPECIFICATIONS

base code	ATRIA 66 FW: 66130 - ATRIA 100 FW: 66129
typology	Wall mounting glare free floorwasher with trim
mounting	In concrete using housing box to be separately ordered as accessory
diameter	ATRIA 66 FW: 66 mm / 2.6” - ATRIA 100 FW: 103 mm / 4.1”
lenght	ATRIA 66 FW: 64 mm / 2.5” - ATRIA 100 FW: 83 mm / 3.3”
required depth	Depending on housing box
first fit requirement	Yes, separate housing box
surface cut out	Depending on housing box
construction	Fixture and flange: turning and milling aluminum. Reflector: polycarbonate Protective glass or PMMA complete with silicone gasket. Housing box: PVC
finishes	Powder coated
ingress protection	IP66. North America wet location
lamp type	LED array on printed circuit board. Remote power supply not included
lamp wattage	ATRIA 66 FW: 3W at 24V DC. North America: 3W at 24V DC. ATRIA 100 FW: 8W at 48V DC. North America: 8W at 24V DC
lamp lumens	ATRIA 66 FW: 230lm - ATRIA 100 FW: 720lm
delivered lumens	ATRIA 66 FW: 140lm - ATRIA 100 FW: 530lm
lumen maintenance	50.000h L90
beam	Floorwasher: 5° - 75° towards the floor
kelvin	2200K CRI90, 2700K CRI93, 3000K CRI93 and 4000K CRI93 / 3 step MacAdam ellipse
special features	48V DC: unpolarized electronic system. 24V DC: reverse polarity protection. Thermal Sensor. Safe wiring. Two wires dimming. Thanks to the design of the reflector, the luminaire is totally glare free and delivers homogenous light from the lower edge of the wall with no visible dark zones
dimming options	Push button, potentiometer, 0-10V, DALI, DMX, KNX. Dimming options depend on power supply and additional control units to be separately ordered as accessories
listings	ATRIA 66 FW: CE, ETL approval pending ATRIA 100 FW: CE, ETL listed for wet location

ATRIA 66 FW

Ø 45 mm / 1.8”

64 mm / 2.5”

Ø 66 mm / 2.6”

ATRIA 100 FW

Ø 103 mm / 4.1”

83 mm / 3.3”

Ø 80 mm / 3.1”

69302

130 mm / 5.1”

20 mm / 0.8”

Ø 50 mm / 2”

69393

96 mm / 3.8”

Ø 120 mm / 4.7”

Ø 50 mm / 2”

69397

135 mm / 5.3”

Ø 100 mm 3.9”

69398

139-189 mm 5.5”-7.4”

Ø 150 mm 5.9”

IP66

ATRIA 66 FW: 45 mm 3.94”
ATRIA 100 FW: 100 mm 3.94”
ATRIA 66 FW: 0,2 kg 0,4 lbs
ATRIA 100 FW: 0,55 kg 1.2 lbs

ATRIA 66 FW: APPROVAL PENDING Intertek
ATRIA 100 FW: Intertek

ATRIA FW

INSTALLATION GUIDE FOR ATRIA 66 FW

FOR A GOOD UNIFORMITY OF LIGHT ON THE FLOOR, FOLLOW THESE RULES:

1

The **distance from the floor D** shall be L / 5

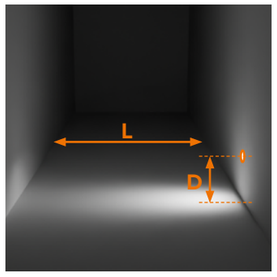

2

The **spacing between luminaires S** shall be the **D x 0,8**



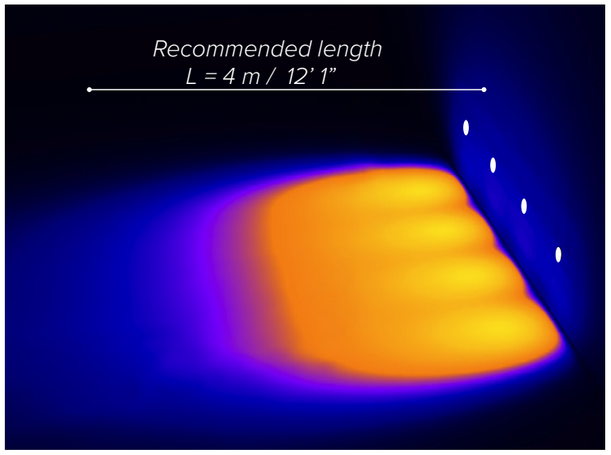

20lx 50lx 100lx 200lx

Example

L	4 m / 13' 12"	D	L / 5 = 0,8 m / 31"
		S	D x 0,8 = 0,64 m / 25"

INSTALLATION GUIDE FOR ATRIA 100 FW

FOR A GOOD UNIFORMITY OF LIGHT ON THE FLOOR, FOLLOW THESE RULES:

1

The **distance from the floor D** shall be L / 5

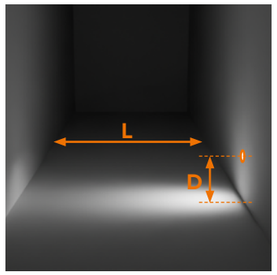

2

The **spacing between luminaires S** shall be the **D x 0,8**





20lx 50lx 100lx 200lx

Example

L	3 m / 9' 10"	D	L / 5 = 0,6 m / 24"
		S	D x 0,8 = 0,5 m / 20"

Since every project is different, use this installation guide as a starting point for your lighting design.
To further test the desired effect on your project, use the **photometric files** available on B LIGHT's website.

ATRIA 66 FW

ORDER CODE

BASE CODE

66130

A . POWER SUPPLY

- **9** 24V DC power supply NOT included
- **R** ETL listed 24V DC power supply NOT included

B . KELVIN

- **4** 4000K CRI93
- **5** 3000K CRI93
- **8** 2700K CRI93
- **D** 2200K CRI90

C . BEAM

- **W** Floorwasher

	BASE CODE	A	B	C	D	
Example:	66130	9	8	W	A	= 66130-98WA

D . FINISHES

- **A** grey *RAL 9006*
- **6** white *RAL 9003*

ACCESSORIES

REQUIRED ACCESSORIES - *NOT INCLUDED*

69302



69393

code	description	dimensions mm
69302	indoor housing box for concrete	Ø40xH130
69392	outdoor housing box for concrete	Ø120xH130

	code	output power	input voltage / frequency		IP	dimensions mm
Power supply 24V DC, ON/OFF*	69041	18W	198-264V	50-60Hz	IP20	L124xW42xH30
Power supply 24V DC, 1-10V[1]	69062	60W	90-305V	50-60Hz	IP67	L171xW62xH37
Power supply 24V DC, DALI [1]	69201	75W	100-305V	47-63Hz	IP67	L180xW63xH36

[1] for a perfect dimming, it is necessary that the power supply is saturated to 100%

Class 2 power supply 24V DC
ETL listed

Consult **B LIGHT North America**
Lighting Group Network
T: 212.775.6363
E: info@lightinggroupnetwork.com

*To choose the power supply, always add a spare 20% as safety margin.
See pag 509 for cable size and max wiring distance from power supply to last connected luminaire



ATRIA 100 FW

PLUS

ORDER CODE

BASE CODE

66129

A . POWER SUPPLY

- **8** 48V DC power supply NOT included
- **R** ETL listed 24V DC power supply NOT included

B . KELVIN

- **4** 4000K CRI93
- **5** 3000K CRI93
- **8** 2700K CRI93
- **D** 2200K CRI90 *NORTH AMERICA ONLY*
- **I** 2200K CRI80

C . BEAM

- **W** Floorwasher

	BASE CODE	A	B	C	D	
Example:	**66129**	**8**	**8**	**W**	**6**	= **66129-88W6**

D . FINISHES

- **A** grey *RAL 9006*

- **6** white *RAL 9003*

REQUIRED ACCESSORIES - *NOT INCLUDED*

69397

135 mm / 5.3”

Ø 100 mm 3.9”

69398

139-189 mm 5.5”-7.4”

Ø 150 mm 5.9”

code	description	dimensions mm
69397	housing box for concrete	Ø100xH135
69398	adjustable housing box for concrete	Ø150xH139-189

	code	output power	Input voltage	frequency	IP	dimensions mm
Power supply 48V DC, 1-10V[1] or ON/OFF* ambient temperature up to 60° C	69185	40W	90-305V	47-63Hz	IP67	L171xW62xH37
	69186	60W	90-305V	47-63Hz	IP67	L171xW62xH37
	69187	100W	90-305V	47-63Hz	IP67	L220xW68xH39
Power supply 48V DC, DALI[1] ambient temperature up to 60° C	69195	75W	100-305V	47-63Hz	IP67	L180xW63xH36
	69196	100W	100-305V	47-63Hz	IP67	L199xW63xH36
Power supply 48V DC, 1-10V and DALI	69096	55W	99-264V	50-60Hz	IP20	L129xW76xH30
Power supply 48V DC, 0-10V	69097	120W	90-305V	47-63Hz	IP67	L191xW63xH38

[1] for a perfect dimming, it is necessary that the power supply is saturated to 100%

Class 2 power supply 24V DC
ETL listed

Consult **B LIGHT North America**
Lighting Group Network
T: 212.775.6363
E: info@lightinggroupnetwork.com

*To choose the power supply, always add a spare 20% as safety margin.
See pag 509 for cable size and max wiring distance from power supply to last connected luminaire